

ACM3.2

Differential current module

Data sheet



Improve
Tomorrow



1. Series 300

1.1 About the hardware modules.....	3
-------------------------------------	----------

2. Technical specifications

2.1 Differential current module ACM3.2.....	4
---	----------

3. Legal information

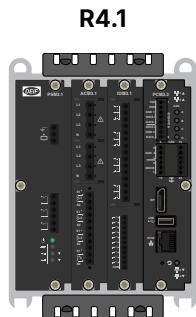
3.1 Disclaimer and copyright.....	7
-----------------------------------	----------

1. Series 300

1.1 About the hardware modules

The hardware modules are printed circuit boards that slot in to either a R7.1 or R4.1 rack. Depending on the type of module, they can provide AC or other measurements, inputs, outputs and give communication indication.


Controller racks



R4.1

Modules

- 1 PSM3.1
- 2 module selection
- 1 PCM3.3




R7.1

Modules

- 1 PSM3.1
- 5 module selection
- 1 PCM3.3


Extension racks (EtherCAT)



R4.1

Modules

- 1 PSM3.2
- 3 module selection
- 1 small blind module



R7.1

Modules

- 1 PSM3.2
- 6 module selection
- 1 small blind module

The hardware modules feature:

- Placement flexibility in the rack.
- Add, replace, or remove on-site.
- Automatically recognised.
- Configurable input and output functions (digital and analogue):
 - Digital input functions: Commands from operators or 3rd party equipment, changing configuration, operating information.
 - Digital output functions: Alarm status, commands to 3rd party equipment, operating information.
 - Analogue input functions: External set points, operating information, supervised binary inputs.
 - Analogue output functions: Regulation *, operating information.

NOTE * Only available on certain types of controller.

All slots must be covered during operation and blind modules can be used to cover unused slots.

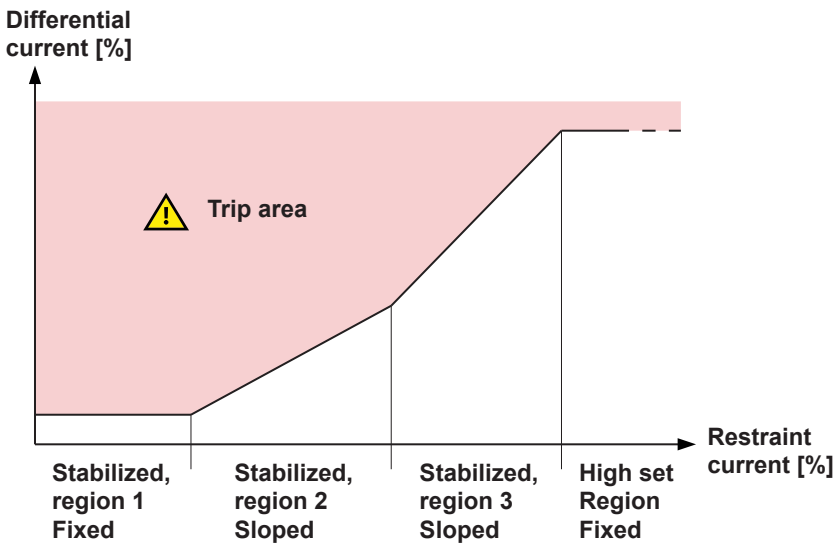
2. Technical specifications

2.1 Differential current module ACM3.2




The differential current module ACM3.2 measures the generator outgoing 3-phase currents (consumer side) and star point 3-phase currents. The ACM3.2 uses the measurements to detect phase-to-phase faults or phase-to-earth faults (star point earthed generator stator only) in the generator stator, and dependent on the mounting of the CT's on the outgoing side, possibly also the cable between the generator and the main switchboard.

The protection consists of:

- A stabilised stage that uses an operating characteristic formed by a fixed and two sloped regions. This current restraint approach is also known as biased differential protection.
- A high set fixed differential stage (non-stabilised).



ACM3.2 terminals

Module	Count	Symbol	Type	Name
	1 × (L1, L2 and L3)		Current	3-phase current measurement - Consumer side
	1 × (L1, L2 and L3)		Current	3-phase current measurement - Neutral side

ACM3.2 technical specifications

Category	Specification
Nominal, reference and operating values	Current: Nominal value: 1 or 5 A AC from current transformer Frequency: <ul style="list-style-type: none"> Nominal value: 50 or 60 Hz Reference range: 40 to 70 Hz Operating range: 20 to 78 Hz Temperature: <ul style="list-style-type: none"> Reference range: 15 to 30 °C (59 to 86 °F) Operating range: -40 to 70 °C (-40 to 158 °F)
Current measurements	Measurement range: 0.025 to 250 A AC. Truncation level: 20 mA Accuracy: <ul style="list-style-type: none"> 0.025 to 20 A: ±1 % or ±10 mA of measured current (whichever is greater) 20 to 250 A: ±1.5 % of measured current UL/cUL Listed: From listed or R/C (XODW2.8) current transformers 1 or 5 A Load on external current transformer: < 4 mΩ, including the terminal block Current withstand: <ul style="list-style-type: none"> 20 A continuously 100 A for 10 s 400 A for 1 s 1250 A for 10 ms (half wave)
Frequency measurement	Accuracy (within operating range): > 0.1 A: ±0.1 % of actual frequency
Temperature	Current measurement accuracy temperature coefficient: ±0.25 %, or ±2.5 mA per 10 °C (18 °F) outside reference range (whichever is greater)
Torques and terminals	Module faceplate screws: 0.5 N·m (4.4 lb-in) Secure the current measurement terminal block to the module faceplate: 0.25 N·m (2.2 lb-in) Connection of wiring to terminals:

Category	Specification
	<ul style="list-style-type: none"> • $\leq 4 \text{ mm}^2$: 0.5 N·m (4.4 lb-in) to 0.6 N·m (5.3 lb-in) • $> 4 \text{ mm}^2$: 0.7 N·m (6.2 lb-in) to 0.8 N·m (7.1 lb-in) UL/cUL Listed: Wiring must be minimum 90 °C (194 °F) copper conductors only
Terminal connections	AC current terminals: Standard 0° plugs, 6 mm ² with securing screws Wiring: 2.5 to 6 mm ² (13 to 10 AWG), multi-stranded
Galvanic isolation	Between AC current and other I/Os: 2210 V, 50 Hz for 60 s
Ingress protection	Unmounted: No protection rating Mounted in rack: IP20 according to IEC/EN 60529
Dimensions	L×H×D: 28 × 162 mm × 152 mm (1.1 × 6.4 × 5.9 in)
Weight	230 g (0.5 lb) (including terminal blocks)
Accessories (included)	One roundel with 6 encoding pins (for the hardware module and terminal block)

3. Legal information

3.1 Disclaimer and copyright

Open source software

This product contains open source software licensed under, for example, the GNU General Public License (GNU GPL) and GNU Lesser General Public License (GNU LGPL). The source code for this software can be obtained by contacting DEIF at support@deif.com. DEIF reserves the right to charge for the cost of the service.

General warranty

The warranty period for the purchased product is defined in the contract and order acknowledgement. In general, DEIF's Terms and Conditions of Sale and Delivery apply.

The product continuously monitors the operating temperature and stores this information in a log file on the device. DEIF uses this information for service purpose and to validate if issues with the product are covered by the warranty.

The software packages supplied are believed to be of the highest quality. Due to the nature of the software development process, it is possible that there are hidden defects in the software which may affect its use, or the operation of any software or device developed with this software package.

DEIF does not undertake responsibility for determining whether this package is suitable for the application, nor for ensuring the correct operation of the application software and hardware.

The warranty does not cover product wear parts, such as:

- Internal flash disc
- If applicable, SD card (purchased separately)
- Replaceable coil-cell battery, used for the real-time clock (available as a spare part)

Trademarks

DEIF and the DEIF logo are trademarks of DEIF A/S.

Bonjour[®] is a registered trademark of Apple Inc. in the United States and other countries.

Adobe[®], *Acrobat*[®], and *Reader*[®] are either registered trademarks or trademarks of Adobe Systems Incorporated in the United States and/or other countries.

CANopen[®] is a registered community trademark of CAN in Automation e.V. (CiA).

SAE J1939[®] is a registered trademark of SAE International[®].

CODESYS[®] is a trademark of CODESYS GmbH.

EtherCAT[®], *EtherCAT P*[®], *Safety over EtherCAT*[®], are trademarks or registered trademarks, licensed by Beckhoff Automation GmbH, Germany.

VESA[®] and *DisplayPort*[®] are registered trademarks of Video Electronics Standards Association (VESA[®]) in the United States and other countries.

Google[®] and *Google Chrome*[®] are registered trademarks of Google LLC.

Linux[®] is a registered trademark of Linus Torvalds in the U.S. and other countries.

Modbus[®] is a registered trademark of Schneider Automation Inc.

Torx[®], *Torx Plus*[®] are trademarks or registered trademarks of Acument Intellectual Properties, LLC in the United States or other countries.

Windows[®] is a registered trademark of Microsoft Corporation in the United States and other countries.

All trademarks are the properties of their respective owners.

Copyright

© Copyright DEIF A/S. All rights reserved.

Disclaimer

DEIF A/S reserves the right to change any of the contents of this document without prior notice.

The English version of this document always contains the most recent and up-to-date information about the product. DEIF does not take responsibility for the accuracy of translations, and translations might not be updated at the same time as the English document. If there is a discrepancy, the English version prevails.