

# PCM3.3

Processor and communication module

Data sheet

492124064-B



Improve  
Tomorrow



## **1. Series 300**

1.1 About the hardware modules.....	3
-------------------------------------	---

## **2. Technical specifications**

2.1 Processor and communication module PCM3.3.....	4
--	---

## **3. Legal information**


3.1 Disclaimer and copyright.....	8
-----------------------------------	---

# 1. Series 300


## 1.1 About the hardware modules

The hardware modules are printed circuit boards that slot in to either a rack R7.1 or rack R4.1. Depending on the type of module, they can provide AC or other measurements, inputs, outputs and give communication indication.

Example rack R7.1



Example rack R4.1



The hardware modules feature:


- Placement flexibility in the rack.
- Add, replace, or remove on-site.
- Automatically recognised.
- Configurable input and output functions (digital and analogue where applicable).

All slots must be covered during operation and blind modules can be used to cover unused slots.


## 2. Technical specifications

### 2.1 Processor and communication module PCM3.3

The processor and communication module has the controller's main microprocessor, which contains and runs the controller application software. It includes the Ethernet switch to manage the controller Ethernet connections. It has a *Self-check OK*

 LED. PCM3.3 has 4 x CAN ports and 1 x RS-232/485 port and 1 x RS-485 port for serial bus connectivity. It has DisplayPort and USB (Type A) ports for connection and control with a display.

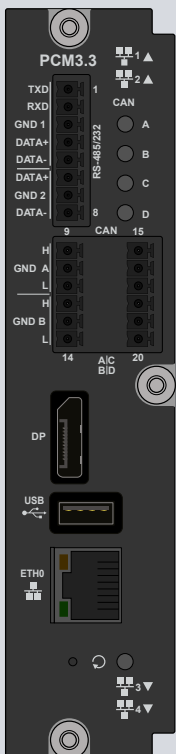











The PCM3.3 module offers a powerful quad core 1.6 GHz 64 bit CPU, well suited for high-end C/C++ \* and CODESYS applications, data logging for power management or power control applications. The module provides a 100 Mbps Ethernet network interface (prepared for TSN) for real-time power plant management network and 4 managed switched 10/100 Mbps network interfaces for local network. CAN/CANopen connectivity are provided as on-module interfaces. The DisplayPort connector allows connection of standard LED/LCD monitors for graphical visualization (up to 1080p).

PCM3.3 has 4 x CAN ports and 1 x RS-232/485 port and 1 x RS-485 port for serial bus connectivity. It has a *Self-check OK*  LED.

By default the module is provided with screw terminals.

**NOTE** \* Contact DEIF for availability.

#### PCM3.3 terminals

Module	Count	Symbol	LED	Type	Name
	5	ETH0  1 to 4	<ul style="list-style-type: none"> <li> <b>Off</b> : No communication</li> <li> <b>Green</b> : Communication connected</li> <li> <b>Green flash</b> : Active communication</li> </ul>	Ethernet (RJ45)	Two connections at the top of the hardware module, one on the front, and two at the bottom.
	1		<ul style="list-style-type: none"> <li> <b>Off</b> : Self-check not OK</li> <li> <b>Green</b> : Self-check OK</li> <li> <b>Red</b> : All alarms acknowledged</li> <li> <b>Red flash</b> : Unacknowledged alarms</li> </ul>		
	1	USB		USB host (Type-A)	
	1	DP		DisplayPort (DP full size)	
	4	H, GND A to D, L	<ul style="list-style-type: none"> <li> <b>Off</b> : No communication</li> <li> <b>Green</b> : CAN connected</li> </ul>	CAN port	CAN bus
	1	COM 1		RS-232/485 port	
	1	COM 2		RS-485 port	

#### PCM3.3 technical specifications

Power supply and backplane	
<b>Power supply</b>	From backplane via PSM3.x module.
<b>Backplane interfaces</b>	1x EtherCAT OUT (Port 1) - LVDS. 1x EtherCAT OUT (Port 2) - LVDS.

Interfaces	
<b>Ethernet</b>	1 x Ethernet (ETH 0) (prepared for TSN support) : 100/100BASE-T, 8P8C (RJ45), shielded Cat5e, >0.76 µm gold plating. 4 x Ethernet, Managed Switch (ETH 1 to 4): 10/100BASE-T, 8P8C (RJ45), shielded Cat5e, >0.76 µm gold plating.
<b>CAN</b>	4 x CAN (CAN 1 to 4): ISO 11898, shielded twisted copper cable, 50 to 1,000 kbit/s, selectable termination resistors.
<b>UART</b>	<b>COM 1 and COM 2:</b> 2(1) x RS-485 (COM 1, COM 2): TIA/EIA-485 shielded twisted copper cable 4.8 to 921.6 kbit/s (half duplex) <b>COM 1 only:</b> 1 x RS-232 (COM 1): TIA/EIA-232E shielded copper cable 4.8 to 115.2 kbit/s (full duplex)
<b>DisplayPort</b>	1 x DisplayPort(DP) 1.3 1080p (Full-size connector). External third-party non-DEIF displays should be configured to Input mode instead of Automatic detection.
<b>USB Host</b>	1x USB 3.0 ( Type-A connector ), Mass Storage Class. Power delivery up to 4.5 W.
<b>LED</b>	See terminals.
<b>Pin-hole switch</b>	Factory Reset Provisioning of module (Software configurable). **

CPU	
<b>Processor</b>	1.6 GHz Quad-core industrial grade ARMv8 64 bit CPU with ECC protected cache.
<b>Memory</b>	2 GB LPDDR4.
<b>Internal storage</b>	32 GB 3D TLC NAND flash running in pseudo SLC mode. 7 GB available for user application data.
<b>Persistent storage</b>	128 kB user available from CODESYS (256 kB FRAM installed).
<b>Real-Time Clock (RTC) battery</b>	Real time clock with replaceable coin-cell battery. CR2430 3V battery, rated for operation at -40 to 85°C (-40 to 185 °F). This is not a standard CR2430 battery. The CR2430 battery is an available accessory. Contact DEIF for ordering.
<b>Cooling</b>	Passive.
<b>Other features</b>	CPU junction temperature measurement. Software reset on high CPU temperature.

Other	
<b>Dimensions</b>	L×H×D: 36.8 × 162 × 142 mm (1.44 × 6.37 × 5.59 in)
<b>Weight</b>	~ 226 g (0.49 lb)
<b>Power consumption</b>	~ 16 W, hereof 5.6 W reserved for USB3.0 host
<b>Torques and terminals</b>	Module faceplate screws: 0.5 N·m (4.4 lb-in). Connection of wiring to terminals: 0.5 N·m (4.4 lb-in). UL/ULC Listed: Wiring must be minimum 90 °C (194 °F) copper conductors only.
<b>Ingress protection</b>	<b>Unmounted:</b> No protection rating <b>Mounted in rack:</b> IP20 according to IEC/EN 60529

Software	
<b>Operating system</b>	DEIF In-house maintained operating system (BSPv5).

## Software

	<p>Real-time patched Linux®.          GNU/Linux customized with PREEMPT realtime patch and system drivers.          C/C++ * and CODESYS applications are running in userspace mode.          Fail-safe system software start up with two OS images (active and fault-back)          Power fail-safe, self-monitoring and error correcting file system.          Secure boot (Chain-of-trust).</p>
<b>Cybersecurity</b>	<p>Conforming to IEC 62443 - Level 1          Conforming to IACS UR E27          Connections to untrusted networks may require additional equipment or security counter-measures not included in the product.</p>
<b>System configuration</b>	<p>On-device web-based configuration.          System information.          Simplified update procedures (no special tools, same for OS and firmware).          User access management (Multiuser access), rights and credentials.          Network configuration of the build-in 4 port managed switch (VLAN).          IPv4 and IPv6 support (static/dynamic).          Network Time protocol support as Client.          Discover the device via hostname (mDNS services).          Device configuration backup and restore.</p>
<b>System network protocols</b>	<p>Network Time Protocol (NTP), server and client.          Dynamic Host Configuration Protocol (DHCP), client.          IGH Master (Native for C/C++ applications * / System network scan). **</p>

## Programming (iE 350 PLC)

<b>PLC run-time</b>	<p>CODESYS V3 runtime:          CODESYS V3.5 SP 18. iE 350 LAND / MARINE (CODESYS Single Core support), iE 350 PLC (CODESYS Multi Core support).</p>
<b>Programming languages</b>	<p><b>IEC61131-3:</b>          LD, SFC, FBD, ST (CODESYS V3.5 SP18+ IDE).  <b>ANSI C/C++:</b> *          ANSI C/C++ via Linux SDK. *</p>
<b>Visualisation</b>	<p>CODESYS webvisualisation (Option).          WEB-Visu rendering for DisplayPort.</p>
<b>Application protocols</b>	<p>Ethernet:          OPC UA Server, OPC UA Client via Single License (CODESYS Store)          Modbus TCP Server (CODESYS)          Modbus TCP Client (CODESYS)          PROFINET V2.3 Class A RT CONTROLLER (CODESYS)          PROFINET V2.3 Class A RT DEVICE (CODESYS)          HTTPS/WSS/JSON (CVI DEIF component) ***          OPC UA Server (Open62541 - DEIF component)          Modbus TCP Server (libModbus - DEIF Component)          Modbus TCP Client (libModbus - DEIF component)</p> <p>Fieldbuses:          EtherCAT master(CODESYS)</p> <p>CANOpen Client (CODESYS)          CANOpen Server (CODESYS)          CAN Layer II (via CODESYS library)          J1939 (CODESYS)          Modbus RTU Client (CODESYS)          Modbus RTU Server (CODESYS)          Modbus RTU Client (libModbus - DEIF component) **</p>

**NOTE** \* Contact DEIF for availability.  
\*\* For future use.  
\*\*\* Deprecated support.

## 3. Legal information

### 3.1 Disclaimer and copyright

#### Open source software

This product contains open source software licensed under, for example, the GNU General Public License (GNU GPL) and GNU Lesser General Public License (GNU LGPL). The source code for this software can be obtained by contacting DEIF at support@deif.com. DEIF reserves the right to charge for the cost of the service.

#### General warranty

The warranty period for the purchased product is defined in the contract and order acknowledgement. In general, DEIF's Terms and Conditions of Sale and Delivery apply.

The product continuously monitors the operating temperature and stores this information in a log file on the device. DEIF uses this information for service purpose and to validate if issues with the product are covered by the warranty.

The software packages supplied are believed to be of the highest quality. Due to the nature of the software development process, it is possible that there are hidden defects in the software which may affect its use, or the operation of any software or device developed with this software package.

DEIF does not undertake responsibility for determining whether this package is suitable for the application, nor for ensuring the correct operation of the application software and hardware.

The warranty does not cover product wear parts, such as:

- Internal flash disc
- If applicable, SD card (purchased separately)
- Replaceable coil-cell battery, used for the real-time clock (available as a spare part)

#### Trademarks

DEIF and the DEIF logo are trademarks of DEIF A/S.

*Bonjour*<sup>®</sup> is a registered trademark of Apple Inc. in the United States and other countries.

*Adobe*<sup>®</sup>, *Acrobat*<sup>®</sup>, and *Reader*<sup>®</sup> are either registered trademarks or trademarks of Adobe Systems Incorporated in the United States and/or other countries.

*CANopen*<sup>®</sup> is a registered community trademark of CAN in Automation e.V. (CiA).

*SAE J1939*<sup>®</sup> is a registered trademark of SAE International<sup>®</sup>.

*CODESYS*<sup>®</sup> is a trademark of CODESYS GmbH.

*EtherCAT*<sup>®</sup>, *EtherCAT P*<sup>®</sup>, *Safety over EtherCAT*<sup>®</sup>, are trademarks or registered trademarks, licensed by Beckhoff Automation GmbH, Germany.

*VESA*<sup>®</sup> and *DisplayPort*<sup>®</sup> are registered trademarks of Video Electronics Standards Association (VESA<sup>®</sup>) in the United States and other countries.

*Google*<sup>®</sup> and *Google Chrome*<sup>®</sup> are registered trademarks of Google LLC.

*Linux*<sup>®</sup> is a registered trademark of Linus Torvalds in the U.S. and other countries.

*Modbus*<sup>®</sup> is a registered trademark of Schneider Automation Inc.

*Torx*<sup>®</sup>, *Torx Plus*<sup>®</sup> are trademarks or registered trademarks of Acument Intellectual Properties, LLC in the United States or other countries.

*Windows*<sup>®</sup> is a registered trademark of Microsoft Corporation in the United States and other countries.

All trademarks are the properties of their respective owners.

## **Copyright**

© Copyright DEIF A/S. All rights reserved.

## **Disclaimer**

DEIF A/S reserves the right to change any of the contents of this document without prior notice.

The English version of this document always contains the most recent and up-to-date information about the product. DEIF does not take responsibility for the accuracy of translations, and translations might not be updated at the same time as the English document. If there is a discrepancy, the English version prevails.