

# R4.1 R7.1

Hardware racks

Data sheet

4921240646B



Improve  
Tomorrow



**1. Multi-line 300**  
1.1 About the hardware modules.....3

**2. Technical specifications**  
2.1 Rack R4.1.....4  
2.2 Rack R7.1.....5


**3. Legal information**  
3.1 Disclaimer and copyright.....6

# 1. Multi-line 300


## 1.1 About the hardware modules

The Multi-line 300 (ML 300) hardware modules are printed circuit boards that slot in to either a rack R7.1 or rack R4.1. Depending on the type of module, they can provide measurement connections, inputs, outputs and communication indicators.

Example rack R7.1



Example rack R4.1



The hardware modules feature:

- Placement flexibility in the rack.
- Remove, replace, or add on-site.
- Automatically recognised.
- Configurable input and output functions (digital and analogue):
  - Digital input functions: Commands from operators or 3rd party equipment, changing configuration, operating information.
  - Digital output functions: Alarm status, commands to 3rd party equipment, operating information.
  - Analogue input functions: External set points, operating information, supervised binary inputs.
  - Analogue output functions: Regulation \*, operating information.

**NOTE** \* Only available on certain types of controller.

All slots must be covered during operation and blind modules can be used to cover unused slots.

## 2. Technical specifications

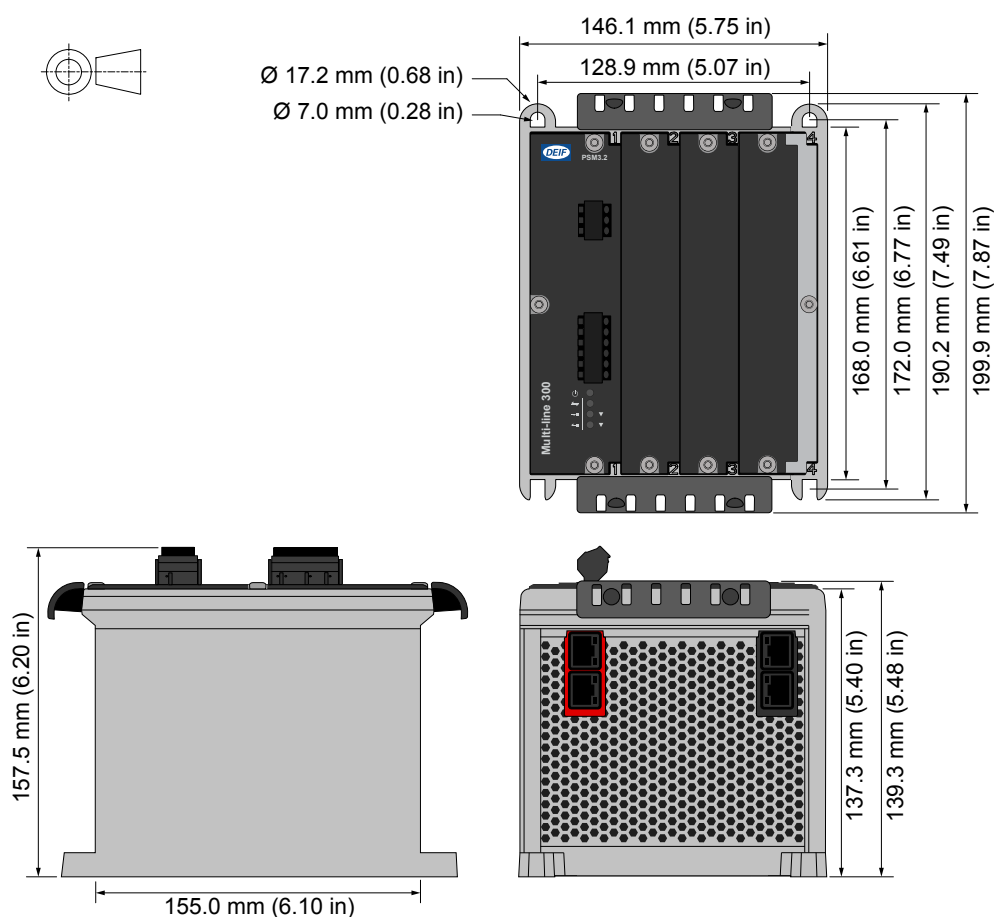
### 2.1 Rack R4.1

#### Rack R4.1 technical specifications

Category	Specification
Ingress protection	IP20 (all slots must have modules or blind modules mounted) according to IEC/EN 60529
UL/cUL Listed	Type Complete Device, Open Type 1
Material	Rack frame: Aluminium
Mounting	Base mount, using four M6 bolts with self-locking washers (or self-locking screws).
	The bolts and self-locking washers (or self-locking screws) are not included with the rack.
	UL/cUL Listed: For use on a flat surface of a type 1 enclosure UL/cUL Listed: To be installed in accordance with the NEC (US) or the CEC (Canada)
Tightening torque	Mounting bolts: 4 N·m (35 lb-in)

#### Rack 4.1 dimension and weight specifications

Category	Specification
Dimensions	L 146.1 mm x H 199.9 mm x D 157.5 mm (5.75 in x 7.87 in x 6.20 in) (outer frame, includes cable strain relief plates)
Weight	Without any hardware modules: 994 g (2.2 lb)



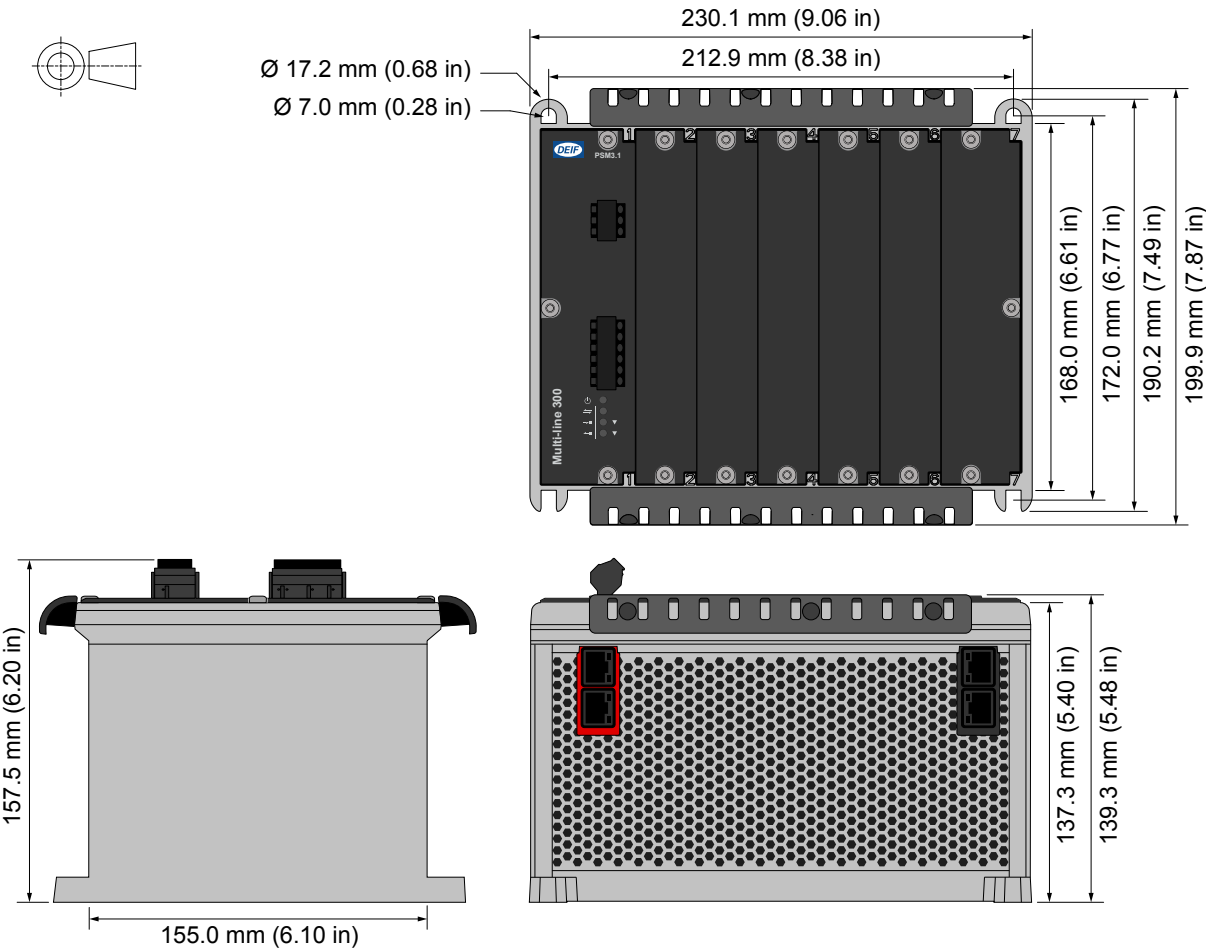
2.2 Rack R7.1

Rack 7.1 technical specifications

Category	Specification
Ingress protection	IP20 (all slots must have modules or blind modules mounted) according to IEC/EN 60529
UL/cUL Listed	Type Complete Device, Open Type 1
Material	Rack frame: Aluminium
Mounting	Base mount, using four M6 bolts with self-locking washers (or self-locking screws).
	The bolts and self-locking washers (or self-locking screws) are not included with the rack.
	UL/cUL Listed: For use on a flat surface of a type 1 enclosure UL/cUL Listed: To be installed in accordance with the NEC (US) or the CEC (Canada)
Tightening torque	Mounting bolts: 4 N·m (35 lb-in)

Rack 7.1 dimensions and weight specifications

Category	Specification
Dimensions	L 230.1 mm x H 199.9 mm x D 157.5 mm (9.06 in x 7.87 in x 6.20 in) (outer frame, includes cable strain relief plates)
Weight	Without any hardware modules: 1330 g (2.9 lb)



## 3. Legal information

### 3.1 Disclaimer and copyright

#### Open source software

This product contains open source software licensed under, for example, the GNU General Public License (GNU GPL) and GNU Lesser General Public License (GNU LGPL). The source code for this software can be obtained by contacting DEIF at [support@deif.com](mailto:support@deif.com). DEIF reserves the right to charge for the cost of the service.

#### Trademarks

*DEIF*, *power in control* and the DEIF logo are trademarks of DEIF A/S.

*Adobe*®, *Acrobat*®, and *Reader*® are either registered trademarks or trademarks of Adobe Systems Incorporated in the United States and/or other countries.

*CANopen*® is a registered community trademark of CAN in Automation e.V. (CiA).

*SAE J1939*® is a registered trademark of SAE International®.

*EtherCAT*®, *EtherCAT P*®, *Safety over EtherCAT*®, are trademarks or registered trademarks, licensed by Beckhoff Automation GmbH, Germany.

*Modbus*® is a registered trademark of Schneider Automation Inc.

*Windows*® is a registered trademark of Microsoft Corporation in the United States and other countries.

All trademarks are the properties of their respective owners.

#### Copyright

© Copyright DEIF A/S. All rights reserved.

#### Disclaimer

DEIF A/S reserves the right to change any of the contents of this document without prior notice.

The English version of this document always contains the most recent and up-to-date information about the product. DEIF does not take responsibility for the accuracy of translations, and translations might not be updated at the same time as the English document. If there is a discrepancy, the English version prevails.