

IOM3.4


Input/output module

Data sheet

4921240642-D



Improve
Tomorrow



1. Series 300

1.1 About the hardware modules.....	3
-------------------------------------	---

2. Technical specifications

2.1 Input/output module IOM3.4.....	4
-------------------------------------	---

3. Legal information

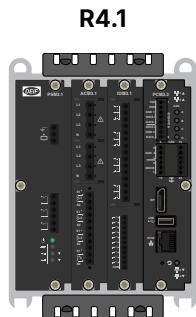
3.1 Disclaimer and copyright.....	6
-----------------------------------	---

1. Series 300

1.1 About the hardware modules

The hardware modules are printed circuit boards that slot in to either a R7.1 or R4.1 rack. Depending on the type of module, they can provide AC or other measurements, inputs, outputs and give communication indication.


Controller racks



R4.1

Modules

- 1 PSM3.1
- 2 module selection
- 1 PCM3.3




R7.1

Modules

- 1 PSM3.1
- 5 module selection
- 1 PCM3.3


Extension racks (EtherCAT)



R4.1

Modules

- 1 PSM3.2
- 3 module selection
- 1 small blind module



R7.1

Modules

- 1 PSM3.2
- 6 module selection
- 1 small blind module

The hardware modules feature:

- Placement flexibility in the rack.
- Add, replace, or remove on-site.
- Automatically recognised.
- Configurable input and output functions (digital and analogue):
 - Digital input functions: Commands from operators or 3rd party equipment, changing configuration, operating information.
 - Digital output functions: Alarm status, commands to 3rd party equipment, operating information.
 - Analogue input functions: External set points, operating information, supervised binary inputs.
 - Analogue output functions: Regulation *, operating information.

NOTE * Only available on certain types of controller.




All slots must be covered during operation and blind modules can be used to cover unused slots.

2. Technical specifications



2.1 Input/output module IOM3.4

The input output module has 12 digital outputs, and 16 digital inputs. These I/Os are all configurable.

IOM3.4 terminals

Module	Count	Symbol	Type	Name
	12		Digital output	Configurable
	16		Digital input	Configurable

IOM3.4 technical specifications

Category	Specification
Digital outputs 	Transistor type: PNP Supply voltage: 12 or 24 V DC nominal, maximum 36 V DC (relative to common) Maximum current (per output): < 55 °C: 250 mA; > 55 °C: 200 mA Leak current: Typical 1 µA, maximum 100 µA (temperature-dependent) Saturation voltage: Maximum 0.5 V Non-replaceable 4 A fuse Voltage withstand: ±36 V DC Load dump protected by TVS diodes Short circuit protection Reverse polarity protection Internal freewheeling diode
Digital inputs 	Bipolar inputs <ul style="list-style-type: none"> ON: -36 to -8 V DC, and 8 to 36 V DC OFF: -2 to 2 V DC Minimum pulse length: 50 ms Impedance: 4.7 kΩ Voltage withstand: ±36 V DC
Terminal connections	Terminals: Standard 45° plug, 1.5 mm ² Wiring: 0.1 to 1.5 mm ² (28 to 16 AWG), multi-stranded

Category	Specification
Torques and terminals	Module faceplate screws: 0.5 N·m (4.4 lb-in) Connection of wiring to terminals: 0.25 N·m (2.2 lb-in) UL/cUL Listed: Wiring must be minimum 90 °C (194 °F) copper conductors only
Galvanic isolation	Between groups: 600 V, 50 Hz for 60 s
Ingress protection	Unmounted: No protection rating Mounted in rack: IP20 according to IEC/EN 60529
Dimensions	L×H×D: 28 × 162 × 150 mm (1.1 × 6.4 × 5.9 in)
Weight	175 g (0.4 lb)

3. Legal information

3.1 Disclaimer and copyright

Open source software

This product contains open source software licensed under, for example, the GNU General Public License (GNU GPL) and GNU Lesser General Public License (GNU LGPL). The source code for this software can be obtained by contacting DEIF at support@deif.com. DEIF reserves the right to charge for the cost of the service.

General warranty

The warranty period for the purchased product is defined in the contract and order acknowledgement. In general, DEIF's Terms and Conditions of Sale and Delivery apply.

The product continuously monitors the operating temperature and stores this information in a log file on the device. DEIF uses this information for service purpose and to validate if issues with the product are covered by the warranty.

The software packages supplied are believed to be of the highest quality. Due to the nature of the software development process, it is possible that there are hidden defects in the software which may affect its use, or the operation of any software or device developed with this software package.

DEIF does not undertake responsibility for determining whether this package is suitable for the application, nor for ensuring the correct operation of the application software and hardware.

The warranty does not cover product wear parts, such as:

- Internal flash disc
- If applicable, SD card (purchased separately)
- Replaceable coil-cell battery, used for the real-time clock (available as a spare part)

Trademarks

DEIF and the DEIF logo are trademarks of DEIF A/S.

Bonjour[®] is a registered trademark of Apple Inc. in the United States and other countries.

Adobe[®], *Acrobat*[®], and *Reader*[®] are either registered trademarks or trademarks of Adobe Systems Incorporated in the United States and/or other countries.

CANopen[®] is a registered community trademark of CAN in Automation e.V. (CiA).

SAE J1939[®] is a registered trademark of SAE International[®].

CODESYS[®] is a trademark of CODESYS GmbH.

EtherCAT[®], *EtherCAT P*[®], *Safety over EtherCAT*[®], are trademarks or registered trademarks, licensed by Beckhoff Automation GmbH, Germany.

VESA[®] and *DisplayPort*[®] are registered trademarks of Video Electronics Standards Association (VESA[®]) in the United States and other countries.

Google[®] and *Google Chrome*[®] are registered trademarks of Google LLC.

Linux[®] is a registered trademark of Linus Torvalds in the U.S. and other countries.

Modbus[®] is a registered trademark of Schneider Automation Inc.

Torx[®], *Torx Plus*[®] are trademarks or registered trademarks of Acument Intellectual Properties, LLC in the United States or other countries.

Windows[®] is a registered trademark of Microsoft Corporation in the United States and other countries.

All trademarks are the properties of their respective owners.

Copyright

© Copyright DEIF A/S. All rights reserved.

Disclaimer

DEIF A/S reserves the right to change any of the contents of this document without prior notice.

The English version of this document always contains the most recent and up-to-date information about the product. DEIF does not take responsibility for the accuracy of translations, and translations might not be updated at the same time as the English document. If there is a discrepancy, the English version prevails.