



## XDi 96 Dual

Revolutions (+/-RPM)



Library owner: DEIF STANDARD LIB

Library number: 41

Library version: 2006

# Table of Contents

1	LIBRARY INFORMATION	3
2	PRODUCT PROFILES (PP)	4
3	VIRTUAL INDICATORS (VI)	6
4	DETAILED VIRTUAL INDICATOR (VI) DESCRIPTION	8

## Library description :

This XDi Dual library contains a selection of +/- RPM indicators (VI), respectively for forward and aft bridge applications.

Each virtual indicators has a selection of input/output setup profiles (VS) covering the most common used combination of XDi-net, CANopen, AX1 analogue and DX1 digital inputs. Some VS profile also supports the NX NMEA extension module.

Default CAN bus setup and dimmer input configurations are available in the selection of product profiles (PP).


Select the VS and PP profile that fits your need for CAN, Analogue or Digital inputs and make the necessary adjustments via the XDi installation menu or user menu.

All indicators has a set-point (commanded RPM) value presented in orange. Disable the set-points that you don't need via the installation menu (Menu: Edit virtual indicator).

Library is moved to XDi main software platform 2. This opens for dimming from front buttons when the front frame with 4 buttons is ordered as option or accessory.


Analogue 4-20 mA input error (input lost/out of range) indication is implemented in all relevant VS profiles.


## Library status symbols :

 Released & Locked

 Approved

 Pending

 Draft

 Not approved

**Library Specification**

**Library owner no. :** 000001  
**Library owner name :** DEIF STANDARD LIB  
**Product type :** XDi 96  
**Performance class :** Dual  
**Library number :** 41  
**Library name :** Revolutions (+/-RPM)  
**Library orientation :** Landscape  
**Library status :** Released & Locked  
**Library version :** 2006

**Last changed :** 08-02-2023 15:31:08

**Library default settings :**

**180 display rotation :** False  
**CAN NodeID :** 30

**Library notes :**

08-02-2023/MAP, Ver. 2006: XDi main software update to Qt v.3.06.1 and Capp software is updated to v.3.06.0, this version supports presentation of UK MER flag mark in surveyor menu in addition to the wheel marking, no other changes are made.

-----  
 17-01-2023/JOL, Ver. 2005; All analogue input with 4-20mA input is upgraded with an input lost function.

-----  
 29-05-2018/JOL, Ver.2004: Update to include new XDi main software. No changes in library content compared to version 2003 and backward compatible.

-----  
 29-05-2018/JOL, Ver.2003: First real release on XDi platform 2. This library is backward compatible and with no PP or VI additions. The new feature: Front button dimming is now available in some PPs.

-----  
 16-02-2018/JOL: Ver-2002: First version after library is moved to XDi platform 2. This version was not released for general use.

-----  
 17-06-2016/JOL, Ver. 0001: First release of this library. Contains 6 PPs and 22 VIs each with 5 VS-profiles.  
 (Some VI numbers are reserved for future use)



# Product profiles (PP)



Default settings of product and system related parameters, as dimmer and CANbus settings are stored in a product profile.

Timestamp 08-02-2023 15:31:10

PP No.	PP Name	Description	Status	Notes
1	PP01 Net/Front	<p><b>XDi-net/Front dimmer</b> Dimmer via XDi-net and/or via front buttons, the 4-button front frame kit is required.</p> <p><b>Default settings:</b> XDi-net is active Dimmer group 1 Auto Day/Night Shift at 70% Pushbutton dimmer is shared on XDi-net Monitoring supply volt. 1</p>		CANbus and Dimmer settings can be changed from XDi menu Contact inputs from external dimmer pushbuttons are available on the NX1 module, the function must be activated from menu.
2	PP02 Analogue	<p><b>Analogue Dimmer</b> Required: AX1 in Slot 1 Dim potmeter(+term 3 - term 1, wiper term 2) Can be reconfigured to voltage input</p> <p><b>Default settings:</b> Dimmer group 1 Analogue Potmeter 0 to Vref (max. 30V) Auto Day/Night Shift at 70% Shared on XDi-net Monitoring supply volt. 1</p>		An external ref. voltage >7.5V can be connected to Vref out overwriting the internal Vref. From the user menu, you can alternatively reconfigure the analogue dimmer input to a normal voltage input.
3	PP03 CAN	<p><b>CAN Dimmer</b></p> <p>CANopen TPDO dimming and/or via front buttons, the 4-button front frame kit is required</p> <p><b>Default settings:</b> Dimmer group 1 Auto Day/Night Shift at 70% Monitoring supply volt. 1</p>		DEIF default TPDO's are predefined and used in all standard libraries. The default TPDO's for dimmer group control can be changed to any TPDO or RPDO via user menu. Contact inputs from external dimmer pushbuttons are available on the NX1 module, the function must be activated from menu.
4	PP04 Digital	<p><b>Digital Dimmer</b> Required: DX1 in Slot 1</p> <p>Digital input 1 up (+term 11,- term 10) Digital input 2 down (+term 8,- term 7) Simultaneous activation of IN1 and IN2 for Day/Night Shift</p> <p><b>Default settings:</b> Dimmer group 1 Shared on XDi-net Monitoring supply volt. 1</p>		Digital input configuration can be changed from menu.

PP No.	PP Name	Description	Status	Notes
5	PP05 Lo Analog	<p><b>Analogue Dimmer Local</b>            Required: AX1 in Slot 1            Dim potmeter (+ term 3            - term 1, wiper term 2)            Can be reconfigured            to voltage input  <b>Default settings:</b>            Dimmer group: Local            Analogue Potmeter            0 to Vref (max. 30V)            Auto Day/Night Shift at 70%            (Local - Not shared XDi-net)            Monitoring supply volt. 1</p>		The dimmer group is "Local" and the dimmer input will only affect this unit, dimmer level will not be shared on XDi-net.
6	PP06 ECR Fixed	<p><b>ECR Fixed Dimmer</b>            Change dimming level            using front buttons.            The 4-button front frame kit            can be used.  <b>Default settings:</b>            Dimmer group Local            Fixed dimmer level 80%            Higher constant backlight            level reduce life            (Local - Not shared XDi-net)            Auto Day/Night Shift at 20%            Monitoring supply volt. 1</p>		Default fixed dimmer level is reduced to 75% to extend backlight life. Dimmer level and Day/Night colour can be changed from user menu. The 4-button front frame kit can be used for front button dimmer. Contact inputs from external dimmer pushbuttons are available on the NX1 module, the function must be activated from menu.

# Virtual Indicators (VI)































The VI contains the graphical layout of and indicator and defines all data types that are presented on the indicator.

Each VI has at least one VI-setup profile (VS) that defines the input types and default parameter settings.

Timestamp 08-02-2023 15:31:10

VI No.	Name	VI-setup profiles (VS)	Approvals	Status
001	AS-AH	5		
002	AH-AS	5		
003	PS-SB	5		
004	SB-PS	5		
005	Reserved	1	<del></del> <del></del>	
006	Reserved	1	<del></del> <del></del>	
007	Reserved	1	<del></del> <del></del>	
008	Reserved	1	<del></del> <del></del>	
009	Reserved	1	<del></del> <del></del>	
010	Reserved	1	<del></del> <del></del>	
011	±100 RPM	5		
012	±100 RPM	5		
013	±125 RPM	5		
014	±125 RPM	5		
015	±150 RPM	5		
016	±150 RPM	5		
017	±200 RPM	5		
018	±200 RPM	5		
019	±250 RPM	5		

VI No.	Name	VI-setup profiles (VS)	Approvals	Status
020	±250 RPM	5	 	
021	±300 RPM	5	 	
022	±300 RPM	5	 	
023	±350 RPM	5	 	
024	±350 RPM	5	 	
025	±400 RPM	5	 	
026	±400 RPM	5	 	
027	±450 RPM	5	 	
028	±450 RPM	5	 	

 Approvals only apply for XDi 192.

VI 001

AS-AH



**Description :** RPM/%RPM

FWD

Propeller RPM%  $\pm 110\%$   
Actual RPM  $\pm 3276$  digital

All with set point

**Status :**






**VI Notes :**



RPM% scale can be configured from the XDi menu to match different input values.  
This makes this indicator quite universal.  
Setpoint is also presented RPM/RPM%, but this function can be individually disabled.  
The bar graph colour is green to starboard and red to portside.



## VI-setup profiles (VS) for VI001

VS No.	Name	Description	Status	Notes
1	VS01 XDi-net	<p><b>Input XDi-net</b></p> <p>RPM/RPM%: XDi-net</p> <p>RPM/RPM% set: XDi-net</p>		<p>The XDi-net profile is used when the indicator is a repeater, receiving data from other XDi units or from a CAN controller providing data in XDi-net format.</p> <p>Please note that TPDO's or RPDO's are not retransmitted in XDi-net format, but are used directly by all indicators (e.g. Angle transmitted CAN data), zero or scaling adjustments can be synchronized via XDi-net. Use VS02 if a combination of XDi-net and TPDO inputs (e.g. CAN encoder) are used.</p> <p>This profile has NMEA output support requires NX1 extension module</p>
2	VS02 TPDO	<p><b>Input TPDO or XDi-net</b></p> <p>RPM/RPM%: TPDO</p> <p>RPM/RPM% set: TPDO</p>		<p>TPDO COBID can be changed to any valid TPDO or RPDO COBID via the XDi installation menu.</p> <p>TPDO input can be scaled from menu.</p> <p>This profile can also be used for XDi-net input, if a combination of TPDO and XDi-net is used.</p> <p>TPDO input can be disabled to run pure XDi-net.</p> <p>This profile has NMEA output support requires NX1 extension module</p>
3	VS03 Analog	<p><b>Analogue</b></p> <p>Required: AX1 in Slot 1</p> <p>RPM/RPM%: AX1 S1i1: 4-20mA (+term9, -term8)</p> <p>RPM/RPM% set: AX1 S1i2: 4-20mA (+term5, -term4)</p> <p>AX1 input lost below 3.5mA</p>		<p>Analogue input type and scaling can be changes from XDi installation menu.</p>

## VI-setup profiles (VS) for VI001

VS No.	Name	Description	Status	Notes
4	VS04 RTC	<b>RTC Pickup</b>  Required: DX1 in Slot 1  RPM/RPM%: DX1 S1i1: (+term11, -term10), S1i2: (+term8, -term7),  RPM/RPM% set: TPDO/XDi		TPDO COBID and input data scaling can be changed from the XDi installation menu. The TPDO input can be disabled to use XDi-net instead. Digital RPM input scaling can be changes from XDi installation menu.
5	VS05 Analog Set	<b>Analogue Set</b>  Required: AX1 in Slot 1  RPM/RPM%: TPDO/XDi  RPM/RPM% set: AX1 S1i2: 4-20mA (+term5, -term4)  AX1 input lost below 3.5mA		TPDO COBID and input data scaling can be changed from the XDi installation menu. The TPDO input can be disabled to use XDi-net instead. Analogue input type and scaling can be changes from XDi installation menu.

VI 002

AH-AS



**Description :** RPM/%RPM

AFT

Propeller RPM% ±110%  
Actual RPM ±3276 digital

All with set point

**Status :**






**VI Notes :**

RPM% scale can be configured from the XDi menu to match different input values. This makes this indicator quite universal.  
Setpoint is also presented RPM/RPM%, but this function can be individually disabled.  
The bar graph colour is green to starboard and red to portside.

### VI-setup profiles (VS) for VI002

VS No.	Name	Description	Status	Notes
1	VS01 XDi-net	<b>Input XDi-net</b>  RPM/RPM%: XDi-net  RPM/RPM% set: XDi-net		See similar VS profile for VI001
2	VS02 TPDO	<b>Input TPDO or XDi-net</b>  RPM/RPM%: TPDO  RPM/RPM% set: TPDO		See similar VS profile for VI001

## VI-setup profiles (VS) for VI002

VS No.	Name	Description	Status	Notes
3	VS03 Analogue	<b>Analogue</b> Required: AX1 in Slot 1  RPM/RPM%: AX1 S1i1: 4-20mA (+term9, -term8)  RPM/RPM% set: AX1 S1i2: 4-20mA (+term5, -term4)  AX1 input lost below 3.5mA		See similar VS profile for VI001
4	VS04 RTC	<b>RTC Pickup</b> Required: DX1 in Slot 1  RPM/RPM%: DX1 S1i1: (+term11, -term10), S1i2: (+term8, -term7),  RPM/RPM% set: TPDO/XDi		See similar VS profile for VI001
5	VS05 Analog Set	<b>Analogue Set</b> Required: AX1 in Slot 1  RPM/RPM%: TPDO/XDi  RPM/RPM% set: AX1 S1i2: 4-20mA (+term5, -term4)  AX1 input lost below 3.5mA		See similar VS profile for VI001

VI 003

PS-SB



**Description :** RPM/%RPM

FWD

Propeller RPM% ±110%  
Actual RPM ±3276 digital



All with set point

**Status :** 




**VI Notes :**

RPM% scale can be configured from the XDi menu to match different input values. This makes this indicator quite universal.  
Setpoint is also presented RPM/RPM%, but this function can be individually disabled.  
The bar graph colour is green to starboard and red to portside.

**VI-setup profiles (VS) for VI003**

VS No.	Name	Description	Status	Notes
1	VS01 XDi-net	<b>Input XDi-net</b>  RPM/RPM%: XDi-net  RPM/RPM% set: XDi-net		See similar VS profile for VI001
2	VS02 TPDO	<b>Input TPDO or XDi-net</b>  RPM/RPM%: TPDO  RPM/RPM% set: TPDO		See similar VS profile for VI001

## VI-setup profiles (VS) for VI003

VS No.	Name	Description	Status	Notes
3	VS03 Analog	<b>Analogue</b> Required: AX1 in Slot 1  RPM/RPM%: AX1 S1i1: 4-20mA (+term9, -term8)  RPM/RPM% set: AX1 S1i2: 4-20mA (+term5, -term4)  AX1 input lost below 3.5mA		See similar VS profile for VI001
4	VS04 RTC	<b>RTC Pickup</b> Required: DX1 in Slot 1  RPM/RPM%: DX1 S1i1: (+term11, -term10), S1i2: (+term8, -term7),  RPM/RPM% set: TPDO/XDi		See similar VS profile for VI001
5	VS05 Analog Set	<b>Analogue Set</b> Required: AX1 in Slot 1  RPM/RPM%: TPDO/XDi  RPM/RPM% set: AX1 S1i2: 4-20mA (+term5, -term4)  AX1 input lost below 3.5mA		See similar VS profile for VI001

VI 004

SB-PS



**Description :** RPM/%RPM

AFT

Propeller RPM%  $\pm 110\%$   
Actual RPM  $\pm 3276$  digital



All with set point

**Status :** 




**VI Notes :**

RPM% scale can be configured from the XDi menu to match different input values. This makes this indicator quite universal.  
Setpoint is also presented RPM/RPM%, but this function can be individually disabled.  
The bar graph colour is green to starboard and red to portside.

**VI-setup profiles (VS) for VI004**

VS No.	Name	Description	Status	Notes
1	VS01 XDi-net	<b>Input XDi-net</b>  RPM/RPM%: XDi-net  RPM/RPM% set: XDi-net		See similar VS profile for VI001
2	VS02 TPDO	<b>Input TPDO or XDi-net</b>  RPM/RPM%: TPDO  RPM/RPM% set: TPDO		See similar VS profile for VI001

## VI-setup profiles (VS) for VI004

VS No.	Name	Description	Status	Notes
3	VS03 Analog	<b>Analogue</b> Required: AX1 in Slot 1  RPM/RPM%: AX1 S1i1: 4-20mA (+term9, -term8)  RPM/RPM% set: AX1 S1i2: 4-20mA (+term5, -term4)  AX1 input lost below 3.5mA		See similar VS profile for VI001
4	VS04 RTC	<b>RTC Pickup</b> Required: DX1 in Slot 1  RPM/RPM%: DX1 S1i1: (+term11, -term10), S1i2: (+term8, -term7),  RPM/RPM% set: TPDO/XDi		See similar VS profile for VI001
5	VS05 Analog Set	<b>Analogue Set</b> Required: AX1 in Slot 1  RPM/RPM%: TPDO/XDi  RPM/RPM% set: AX1 S1i2: 4-20mA (+term5, -term4)  AX1 input lost below 3.5mA		See similar VS profile for VI001



VI 005

Reserved




Description : Reserved

Reserved for future use

Status : 

VI Notes :

**VI-setup profiles (VS) for VI005**

VS No.	Name	Description	Status	Notes
1	Setup	<b>Setup</b> Add description Add description.		


VI 006

Reserved




Description : Reserved

Reserved for future use

Status : 

VI Notes :

**VI-setup profiles (VS) for VI006**

VS No.	Name	Description	Status	Notes
1	Setup	<b>Setup</b> Add description Add description.		

VI 007

Reserved




Description : Reserved

Reserved for future use

Status : 

VI Notes :

**VI-setup profiles (VS) for VI007**

VS No.	Name	Description	Status	Notes
1	Setup	<b>Setup</b> Add description Add description.		

VI 008

Reserved




Description : Reserved

Reserved for future use

Status : 

VI Notes :

**VI-setup profiles (VS) for VI008**

VS No.	Name	Description	Status	Notes
1	Setup	<b>Setup</b> Add description Add description.		

VI 009

Reserved




Description : Reserved

Reserved for future use

Status : 

VI Notes :

**VI-setup profiles (VS) for VI009**

VS No.	Name	Description	Status	Notes
1	Setup	<b>Setup</b> Add description Add description.		

VI 010

Reserved




Description : Reserved

Reserved for future use

Status : 

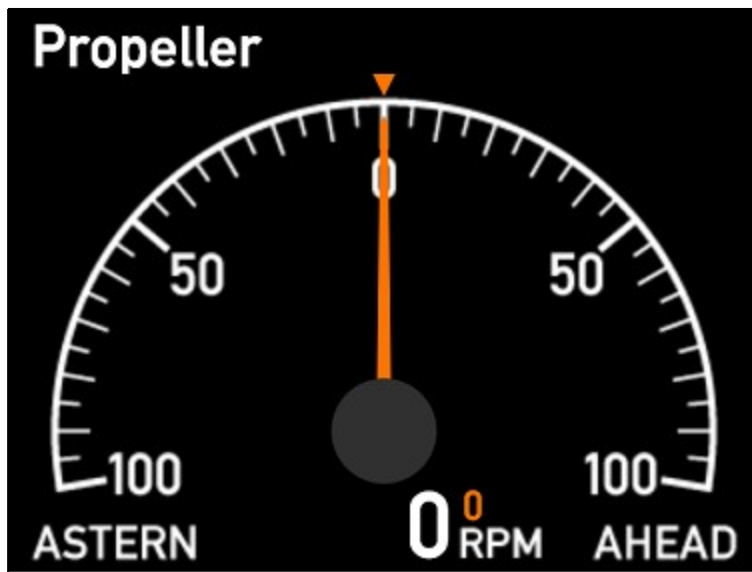
VI Notes :

**VI-setup profiles (VS) for VI010**

VS No.	Name	Description	Status	Notes
1	Setup	<b>Setup</b> Add description Add description.		

VI 011

±100 RPM



Description : RPM FWD

Propeller RPM ±100  
Actual RPM ±3276 digital

All with set point

Status :






VI Notes :

### VI-setup profiles (VS) for VI011

VS No.	Name	Description	Status	Notes
1	VS01 XDi-net	<b>Input XDi-net</b>  RPM: XDi-net RPM set: XDi-net		See similar VS profile for VI001
2	VS02 TPDO	<b>Input TPDO</b> or XDi-net  RPM: TPDO RPM set: TPDO		See similar VS profile for VI001

## VI-setup profiles (VS) for VI011

VS No.	Name	Description	Status	Notes
3	VS03 Analog	<b>Analogue</b>  Required: AX1 in Slot 1  RPM: AX1 S1i1: 4-20mA (+term9, -term8)  RPM set: AX1 S1i2: 4-20mA (+term5, -term4)  AX1 input lost below 3.5mA		See similar VS profile for VI001
4	VS04 RTC	<b>RTC Pickup</b>  Required: DX1 in Slot 1  RPM: DX1 S1i1: (+term11, -term10), S1i2: (+term8, -term7),  RPM set: TPDO/XDi		See similar VS profile for VI001
5	VS05 Analog Set	<b>Analogue Set</b>  Required: AX1 in Slot 1  RPM: TPDO/XDi  RPM set: AX1 S1i2: 4-20mA (+term5, -term4)  AX1 input lost below 3.5mA		See similar VS profile for VI001



VI 012

±100 RPM



Description : RPM AFT

Propeller RPM ±100  
Actual RPM ±3276 digital

All with set point

Status :






VI Notes :

### VI-setup profiles (VS) for VI012

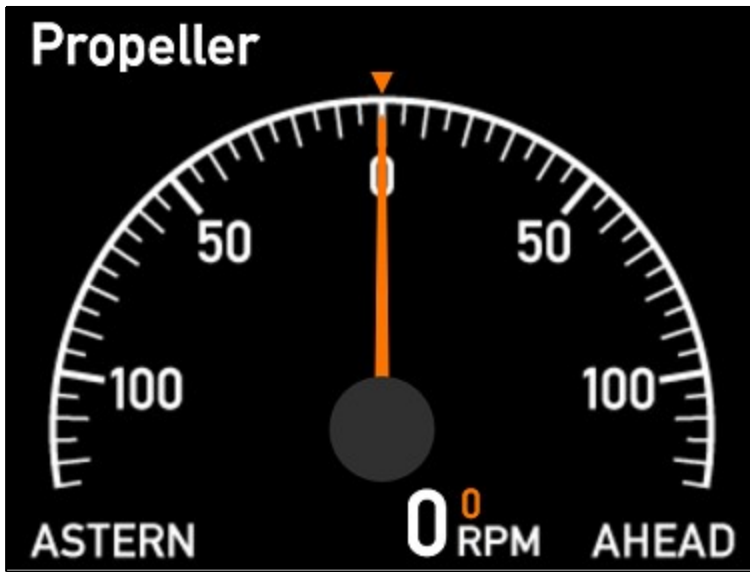
VS No.	Name	Description	Status	Notes
1	VS01 XDi-net	<b>Input XDi-net</b>  RPM: XDi-net RPM set: XDi-net		See similar VS profile for VI001
2	VS02 TPDO	<b>Input TPDO</b> or XDi-net  RPM: TPDO RPM set: TPDO		See similar VS profile for VI001

## VI-setup profiles (VS) for VI012

VS No.	Name	Description	Status	Notes
3	VS03 Analog	<b>Analogue</b>  Required: AX1 in Slot 1  RPM: AX1 S1i1: 4-20mA (+term9, -term8)  RPM set: AX1 S1i2: 4-20mA (+term5, -term4)  AX1 input lost below 3.5mA		See similar VS profile for VI001
4	VS04 RTC	<b>RTC Pickup</b>  Required: DX1 in Slot 1  RPM: DX1 S1i1: (+term11, -term10), S1i2: (+term8, -term7),  RPM set: TPDO/XDi		See similar VS profile for VI001
5	VS05 Analog Set	<b>Analogue Set</b>  Required: AX1 in Slot 1  RPM: TPDO/XDi  RPM set: AX1 S1i2: 4-20mA (+term5, -term4)  AX1 input lost below 3.5mA		See similar VS profile for VI001

VI 013

±125 RPM



Description : RPM FWD

Propeller RPM ±125  
Actual RPM ±3276 digital

All with set point

Status :






VI Notes :

### VI-setup profiles (VS) for VI013

VS No.	Name	Description	Status	Notes
1	VS01 XDi-net	<b>Input XDi-net</b>  RPM/: XDi-net  RPM set: XDi-net		See similar VS profile for VI001
2	VS02 TPDO	<b>Input TPDO</b> or XDi-net  RPM: TPDO  RPM set: TPDO		See similar VS profile for VI001

## VI-setup profiles (VS) for VI013

VS No.	Name	Description	Status	Notes
3	VS03 Analog	<b>Analogue</b>  Required: AX1 in Slot 1  RPM: AX1 S1i1: 4-20mA (+term9, -term8)  RPM set: AX1 S1i2: 4-20mA (+term5, -term4)  AX1 input lost below 3.5mA		See similar VS profile for VI001
4	VS04 RTC	<b>RTC Pickup</b>  Required: DX1 in Slot 1  RPM: DX1 S1i1: (+term11, -term10), S1i2: (+term8, -term7),  RPM set: TPDO/XDi		See similar VS profile for VI001
5	VS05 Analog Set	<b>Analogue Set</b>  Required: AX1 in Slot 1  RPM: TPDO/XDi  RPM set: AX1 S1i2: 4-20mA (+term5, -term4)  AX1 input lost below 3.5mA		See similar VS profile for VI001

VI 014

±125 RPM



Description : RPM AFT

Propeller RPM ±125  
Actual RPM ±3276 digital

All with set point

Status :






VI Notes :

### VI-setup profiles (VS) for VI014

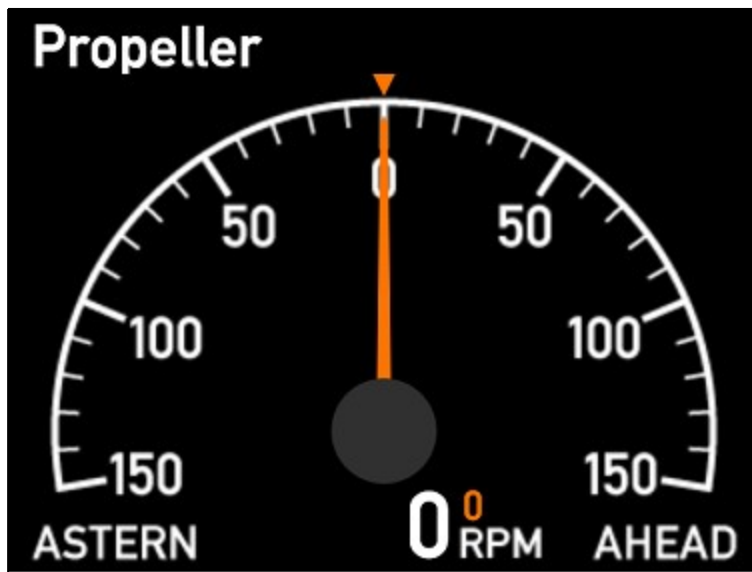
VS No.	Name	Description	Status	Notes
1	VS01 XDi-net	<b>Input XDi-net</b>  RPM: XDi-net RPM set: XDi-net		See similar VS profile for VI001
2	VS02 TPDO	<b>Input TPDO</b> or XDi-net  RPM: TPDO RPM set: TPDO		See similar VS profile for VI001

## VI-setup profiles (VS) for VI014

VS No.	Name	Description	Status	Notes
3	VS03 Analog	<b>Analogue</b>  Required: AX1 in Slot 1  RPM: AX1 S1i1: 4-20mA (+term9, -term8)  RPM set: AX1 S1i2: 4-20mA (+term5, -term4)  AX1 input lost below 3.5mA		See similar VS profile for VI001
4	VS04 RTC	<b>RTC Pickup</b>  Required: DX1 in Slot 1  RPM: DX1 S1i1: (+term11, -term10), S1i2: (+term8, -term7),  RPM set: TPDO/XDi		See similar VS profile for VI001
5	VS05 Analog Set	<b>Analogue Set</b>  Required: AX1 in Slot 1  RPM: TPDO/XDi  RPM set: AX1 S1i2: 4-20mA (+term5, -term4)  AX1 input lost below 3.5mA		See similar VS profile for VI001

VI 015

±150 RPM



Description : RPM FWD

Propeller RPM ±150  
Actual RPM ±3276 digital

All with set point

Status :






VI Notes :

### VI-setup profiles (VS) for VI015

VS No.	Name	Description	Status	Notes
1	VS01 XDi-net	<b>Input XDi-net</b>  RPM: XDi-net RPM set: XDi-net		See similar VS profile for VI001
2	VS02 TPDO	<b>Input TPDO</b> or XDi-net  RPM: TPDO RPM set: TPDO		See similar VS profile for VI001

## VI-setup profiles (VS) for VI015

VS No.	Name	Description	Status	Notes
3	VS03 Analog	<b>Analogue</b>  Required: AX1 in Slot 1  RPM: AX1 S1i1: 4-20mA (+term9, -term8)  RPM set: AX1 S1i2: 4-20mA (+term5, -term4)  AX1 input lost below 3.5mA		See similar VS profile for VI001
4	VS04 RTC	<b>RTC Pickup</b>  Required: DX1 in Slot 1  RPM: DX1 S1i1: (+term11, -term10), S1i2: (+term8, -term7),  RPM set: TPDO/XDi		See similar VS profile for VI001
5	VS05 Analog Set	<b>Analogue Set</b>  Required: AX1 in Slot 1  RPM: TPDO/XDi  RPM set: AX1 S1i2: 4-20mA (+term5, -term4)  AX1 input lost below 3.5mA		See similar VS profile for VI001



VI 016

±150 RPM



Description : RPM AFT

Propeller RPM ±150  
Actual RPM ±3276 digital

All with set point

Status :






VI Notes :

### VI-setup profiles (VS) for VI016

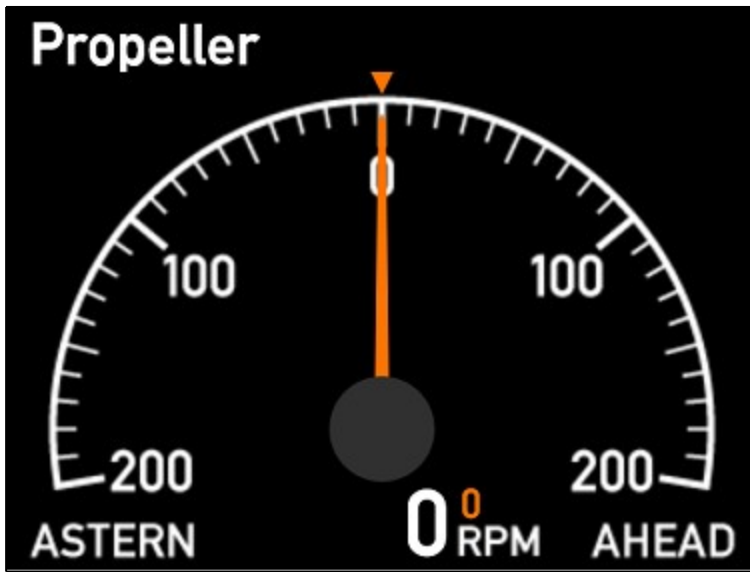
VS No.	Name	Description	Status	Notes
1	VS01 XDi-net	<b>Input XDi-net</b>  RPM: XDi-net RPM set: XDi-net		See similar VS profile for VI001
2	VS02 TPDO	<b>Input TPDO</b> or XDi-net  RPM: TPDO RPM set: TPDO		See similar VS profile for VI001

## VI-setup profiles (VS) for VI016

VS No.	Name	Description	Status	Notes
3	VS03 Analog	<b>Analogue</b>  Required: AX1 in Slot 1  RPM: AX1 S1i1: 4-20mA (+term9, -term8)  RPM set: AX1 S1i2: 4-20mA (+term5, -term4)  AX1 input lost below 3.5mA		See similar VS profile for VI001
4	VS04 RTC	<b>RTC Pickup</b>  Required: DX1 in Slot 1  RPM: DX1 S1i1: (+term11, -term10), S1i2: (+term8, -term7),  RPM set: TPDO/XDi		See similar VS profile for VI001
5	VS05 Analog Set	<b>Analogue Set</b>  Required: AX1 in Slot 1  RPM: TPDO/XDi  RPM set: AX1 S1i2: 4-20mA (+term5, -term4)  AX1 input lost below 3.5mA		See similar VS profile for VI001

VI 017

±200 RPM



Description : RPM FWD

Propeller RPM ±200  
Actual RPM ±3276 digital

All with set point

Status :






VI Notes :

### VI-setup profiles (VS) for VI017

VS No.	Name	Description	Status	Notes
1	VS01 XDi-net	<b>Input XDi-net</b>  RPM: XDi-net RPM set: XDi-net		See similar VS profile for VI001
2	VS02 TPDO	<b>Input TPDO</b> or XDi-net  RPM: TPDO RPM set: TPDO		See similar VS profile for VI001

## VI-setup profiles (VS) for VI017

VS No.	Name	Description	Status	Notes
3	VS03 Analog	<b>Analogue</b>  Required: AX1 in Slot 1  RPM: AX1 S1i1: 4-20mA (+term9, -term8)  RPM set: AX1 S1i2: 4-20mA (+term5, -term4)  AX1 input lost below 3.5mA		See similar VS profile for VI001
4	VS04 RTC	<b>RTC Pickup</b>  Required: DX1 in Slot 1  RPM: DX1 S1i1: (+term11, -term10), S1i2: (+term8, -term7),  RPM set: TPDO/XDi		See similar VS profile for VI001
5	VS05 Analog Set	<b>Analogue Set</b>  Required: AX1 in Slot 1  RPM: TPDO/XDi  RPM set: AX1 S1i2: 4-20mA (+term5, -term4)  AX1 input lost below 3.5mA		See similar VS profile for VI001

VI 018

±200 RPM



Description : RPM AFT

Propeller RPM ±200  
Actual RPM ±3276 digital

All with set point

Status :






VI Notes :

### VI-setup profiles (VS) for VI018

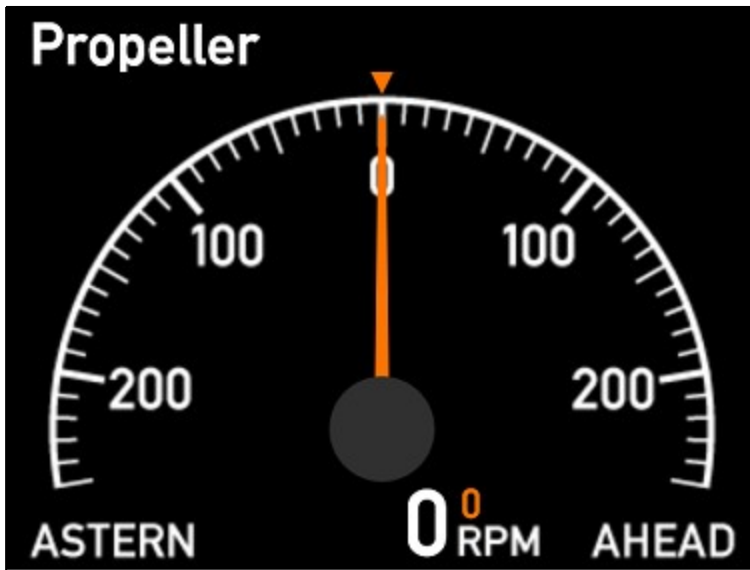
VS No.	Name	Description	Status	Notes
1	VS01 XDi-net	<b>Input XDi-net</b>  RPM: XDi-net RPM set: XDi-net		See similar VS profile for VI001
2	VS02 TPDO	<b>Input TPDO</b> or XDi-net  RPM: TPDO RPM set: TPDO		See similar VS profile for VI001

## VI-setup profiles (VS) for VI018

VS No.	Name	Description	Status	Notes
3	VS03 Analog	<b>Analogue</b>  Required: AX1 in Slot 1  RPM: AX1 S1i1: 4-20mA (+term9, -term8)  RPM set: AX1 S1i2: 4-20mA (+term5, -term4)  AX1 input lost below 3.5mA		See similar VS profile for VI001
4	VS04 RTC	<b>RTC Pickup</b>  Required: DX1 in Slot 1  RPM: DX1 S1i1: (+term11, -term10), S1i2: (+term8, -term7),  RPM set: TPDO/XDi		See similar VS profile for VI001
5	VS05 Analog Set	<b>Analogue Set</b>  Required: AX1 in Slot 1  RPM: TPDO/XDi  RPM set: AX1 S1i2: 4-20mA (+term5, -term4)  AX1 input lost below 3.5mA		See similar VS profile for VI001

VI 019

±250 RPM



Description : RPM FWD

Propeller RPM ±250  
Actual RPM ±3276 digital

All with set point

Status :






VI Notes :

### VI-setup profiles (VS) for VI019

VS No.	Name	Description	Status	Notes
1	VS01 XDi-net	<b>Input XDi-net</b>  RPM: XDi-net RPM set: XDi-net		See similar VS profile for VI001
2	VS02 TPDO	<b>Input TPDO</b> or XDi-net  RPM: TPDO RPM set: TPDO		See similar VS profile for VI001

## VI-setup profiles (VS) for VI019

VS No.	Name	Description	Status	Notes
3	VS03 Analog	<b>Analogue</b>  Required: AX1 in Slot 1  RPM: AX1 S1i1: 4-20mA (+term9, -term8)  RPM set: AX1 S1i2: 4-20mA (+term5, -term4)  AX1 input lost below 3.5mA		See similar VS profile for VI001
4	VS04 RTC	<b>RTC Pickup</b>  Required: DX1 in Slot 1  RPM: DX1 S1i1: (+term11, -term10), S1i2: (+term8, -term7),  RPM set: TPDO/XDi		See similar VS profile for VI001
5	VS05 Analog Set	<b>Analogue Set</b>  Required: AX1 in Slot 1  RPM: TPDO/XDi  RPM set: AX1 S1i2: 4-20mA (+term5, -term4)  AX1 input lost below 3.5mA		See similar VS profile for VI001



VI 020

±250 RPM



Description : RPM AFT

Propeller RPM ±250  
Actual RPM ±3276 digital

All with set point

Status :






VI Notes :

### VI-setup profiles (VS) for VI020

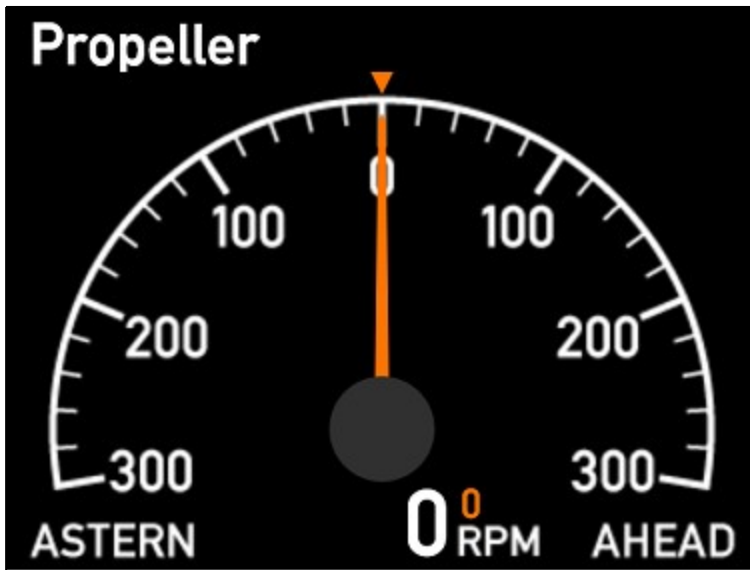
VS No.	Name	Description	Status	Notes
1	VS01 XDi-net	<b>Input XDi-net</b>  RPM: XDi-net RPM set: XDi-net		See similar VS profile for VI001
2	VS02 TPDO	<b>Input TPDO</b> or XDi-net  RPM: TPDO RPM set: TPDO		See similar VS profile for VI001

## VI-setup profiles (VS) for VI020

VS No.	Name	Description	Status	Notes
3	VS03 Analog	<b>Analogue</b>  Required: AX1 in Slot 1  RPM: AX1 S1i1: 4-20mA (+term9, -term8)  RPM set: AX1 S1i2: 4-20mA (+term5, -term4)  AX1 input lost below 3.5mA		See similar VS profile for VI001
4	VS04 RTC	<b>RTC Pickup</b>  Required: DX1 in Slot 1  RPM: DX1 S1i1: (+term11, -term10), S1i2: (+term8, -term7),  RPM set: TPDO/XDi		See similar VS profile for VI001
5	VS05 Analog Set	<b>Analogue Set</b>  Required: AX1 in Slot 1  RPM: TPDO/XDi  RPM set: AX1 S1i2: 4-20mA (+term5, -term4)  AX1 input lost below 3.5mA		See similar VS profile for VI001

VI 021

±300 RPM



Description : RPM FWD

Propeller RPM ±300  
Actual RPM ±3276 digital

All with set point

Status :






VI Notes :

### VI-setup profiles (VS) for VI021

VS No.	Name	Description	Status	Notes
1	VS01 XDi-net	<b>Input XDi-net</b>  RPM: XDi-net RPM set: XDi-net		See similar VS profile for VI001
2	VS02 TPDO	<b>Input TPDO</b> or XDi-net  RPM: TPDO RPM set: TPDO		See similar VS profile for VI001

## VI-setup profiles (VS) for VI021

VS No.	Name	Description	Status	Notes
3	VS03 Analog	<b>Analogue</b>  Required: AX1 in Slot 1  RPM: AX1 S1i1: 4-20mA (+term9, -term8)  RPM set: AX1 S1i2: 4-20mA (+term5, -term4)  AX1 input lost below 3.5mA		See similar VS profile for VI001
4	VS04 RTC	<b>RTC Pickup</b>  Required: DX1 in Slot 1  RPM: DX1 S1i1: (+term11, -term10), S1i2: (+term8, -term7),  RPM set: TPDO/XDi		See similar VS profile for VI001
5	VS05 Analog Set	<b>Analogue Set</b>  Required: AX1 in Slot 1  RPM: TPDO/XDi  RPM set: AX1 S1i2: 4-20mA (+term5, -term4)  AX1 input lost below 3.5mA		See similar VS profile for VI001

VI 022

±300 RPM



Description : RPM AFT

Propeller RPM ±300  
Actual RPM ±3276 digital

All with set point

Status :






VI Notes :

### VI-setup profiles (VS) for VI022

VS No.	Name	Description	Status	Notes
1	VS01 XDi-net	<b>Input XDi-net</b>  RPM: XDi-net RPM set: XDi-net		See similar VS profile for VI001
2	VS02 TPDO	<b>Input TPDO</b> or XDi-net  RPM: TPDO RPM set: TPDO		See similar VS profile for VI001

## VI-setup profiles (VS) for VI022

VS No.	Name	Description	Status	Notes
3	VS03 Analog	<b>Analogue</b>  Required: AX1 in Slot 1  RPM: AX1 S1i1: 4-20mA (+term9, -term8)  RPM set: AX1 S1i2: 4-20mA (+term5, -term4)  AX1 input lost below 3.5mA		See similar VS profile for VI001
4	VS04 RTC	<b>RTC Pickup</b>  Required: DX1 in Slot 1  RPM: DX1 S1i1: (+term11, -term10), S1i2: (+term8, -term7),  RPM set: TPDO/XDi		See similar VS profile for VI001
5	VS05 Analog Set	<b>Analogue Set</b>  Required: AX1 in Slot 1  RPM: TPDO/XDi  RPM set: AX1 S1i2: 4-20mA (+term5, -term4)  AX1 input lost below 3.5mA		See similar VS profile for VI001

VI 023

±350 RPM



Description : RPM FWD

Propeller RPM ±350  
Actual RPM ±3276 digital

All with set point

Status :






VI Notes :

### VI-setup profiles (VS) for VI023

VS No.	Name	Description	Status	Notes
1	VS01 XDi-net	<b>Input XDi-net</b>  RPM: XDi-net RPM set: XDi-net		See similar VS profile for VI001
2	VS02 TPDO	<b>Input TPDO</b> or XDi-net  RPM: TPDO RPM set: TPDO		See similar VS profile for VI001

## VI-setup profiles (VS) for VI023

VS No.	Name	Description	Status	Notes
3	VS03 Analog	<b>Analogue</b>  Required: AX1 in Slot 1  RPM: AX1 S1i1: 4-20mA (+term9, -term8)  RPM set: AX1 S1i2: 4-20mA (+term5, -term4)  AX1 input lost below 3.5mA		See similar VS profile for VI001
4	VS04 RTC	<b>RTC Pickup</b>  Required: DX1 in Slot 1  RPM: DX1 S1i1: (+term11, -term10), S1i2: (+term8, -term7),  RPM set: TPDO/XDi		See similar VS profile for VI001
5	VS05 Analog Set	<b>Analogue Set</b>  Required: AX1 in Slot 1  RPM: TPDO/XDi  RPM set: AX1 S1i2: 4-20mA (+term5, -term4)  AX1 input lost below 3.5mA		See similar VS profile for VI001



VI 024

±350 RPM



Description : RPM AFT

Propeller RPM ±350  
Actual RPM ±3276 digital

All with set point

Status :






VI Notes :

### VI-setup profiles (VS) for VI024

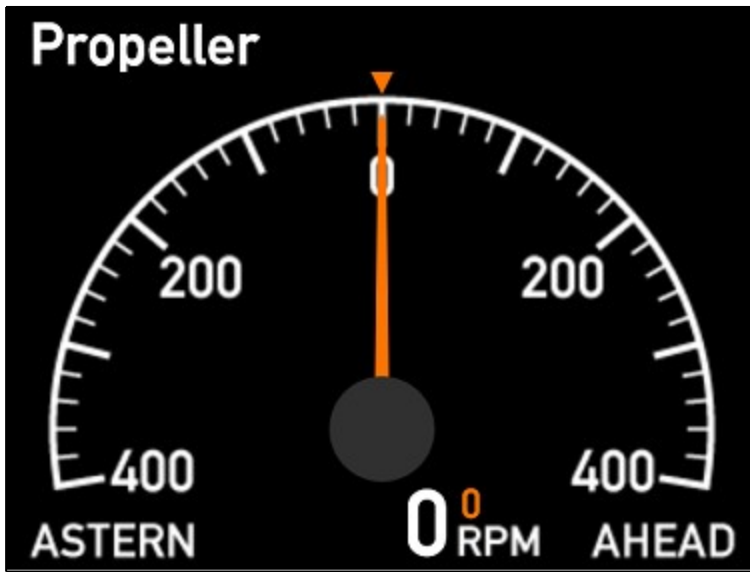
VS No.	Name	Description	Status	Notes
1	VS01 XDi-net	<b>Input XDi-net</b>  RPM: XDi-net RPM set: XDi-net		See similar VS profile for VI001
2	VS02 TPDO	<b>Input TPDO</b> or XDi-net  RPM: TPDO RPM set: TPDO		See similar VS profile for VI001

## VI-setup profiles (VS) for VI024

VS No.	Name	Description	Status	Notes
3	VS03 Analog	<b>Analogue</b>  Required: AX1 in Slot 1  RPM: AX1 S1i1: 4-20mA (+term9, -term8)  RPM set: AX1 S1i2: 4-20mA (+term5, -term4)  AX1 input lost below 3.5mA		See similar VS profile for VI001
4	VS04 RTC	<b>RTC Pickup</b>  Required: DX1 in Slot 1  RPM: DX1 S1i1: (+term11, -term10), S1i2: (+term8, -term7),  RPM set: TPDO/XDi		See similar VS profile for VI001
5	VS05 Analog Set	<b>Analogue Set</b>  Required: AX1 in Slot 1  RPM: TPDO/XDi  RPM set: AX1 S1i2: 4-20mA (+term5, -term4)  AX1 input lost below 3.5mA		See similar VS profile for VI001

VI 025

±400 RPM



Description : RPM FWD

Propeller RPM ±400  
Actual RPM ±3276 digital

All with set point

Status :






VI Notes :

### VI-setup profiles (VS) for VI025

VS No.	Name	Description	Status	Notes
1	VS01 XDi-net	<b>Input XDi-net</b>  RPM: XDi-net RPM set: XDi-net		See similar VS profile for VI001
2	VS02 TPDO	<b>Input TPDO</b> or XDi-net  RPM: TPDO RPM set: TPDO		See similar VS profile for VI001

## VI-setup profiles (VS) for VI025

VS No.	Name	Description	Status	Notes
3	VS03 Analog	<b>Analogue</b>  Required: AX1 in Slot 1  RPM: AX1 S1i1: 4-20mA (+term9, -term8)  RPM set: AX1 S1i2: 4-20mA (+term5, -term4)  AX1 input lost below 3.5mA		See similar VS profile for VI001
4	VS04 RTC	<b>RTC Pickup</b>  Required: DX1 in Slot 1  RPM: DX1 S1i1: (+term11, -term10), S1i2: (+term8, -term7),  RPM set: TPDO/XDi		See similar VS profile for VI001
5	VS05 Analog Set	<b>Analogue Set</b>  Required: AX1 in Slot 1  RPM: TPDO/XDi  RPM set: AX1 S1i2: 4-20mA (+term5, -term4)  AX1 input lost below 3.5mA		See similar VS profile for VI001

VI 026

±400 RPM



Description : RPM AFT

Propeller RPM ±400  
Actual RPM ±3276 digital

All with set point

Status :






VI Notes :

### VI-setup profiles (VS) for VI026

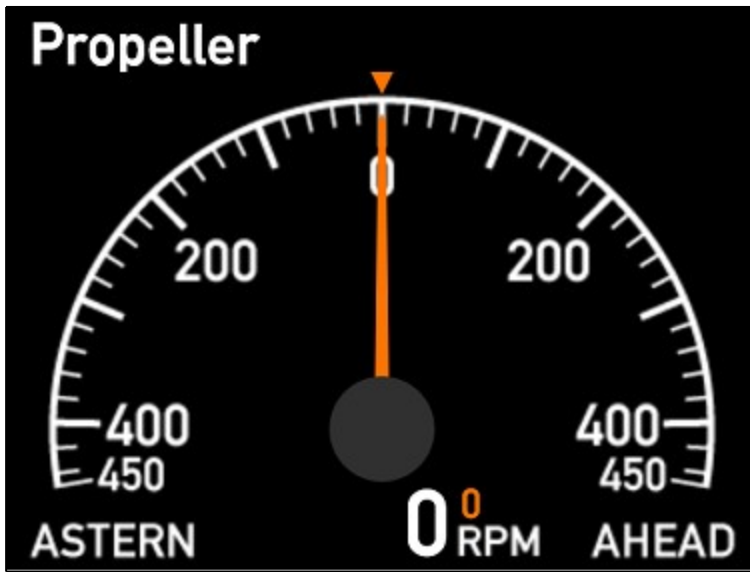
VS No.	Name	Description	Status	Notes
1	VS01 XDi-net	<b>Input XDi-net</b>  RPM: XDi-net RPM set: XDi-net		See similar VS profile for VI001
2	VS02 TPDO	<b>Input TPDO</b> or XDi-net  RPM: TPDO RPM set: TPDO		See similar VS profile for VI001

## VI-setup profiles (VS) for VI026

VS No.	Name	Description	Status	Notes
3	VS03 Analog	<b>Analogue</b>  Required: AX1 in Slot 1  RPM: AX1 S1i1: 4-20mA (+term9, -term8)  RPM set: AX1 S1i2: 4-20mA (+term5, -term4)  AX1 input lost below 3.5mA		See similar VS profile for VI001
4	VS04 RTC	<b>RTC Pickup</b>  Required: DX1 in Slot 1  RPM: DX1 S1i1: (+term11, -term10), S1i2: (+term8, -term7),  RPM set: TPDO/XDi		See similar VS profile for VI001
5	VS05 Analog Set	<b>Analogue Set</b>  Required: AX1 in Slot 1  RPM: TPDO/XDi  RPM set: AX1 S1i2: 4-20mA (+term5, -term4)  AX1 input lost below 3.5mA		See similar VS profile for VI001

VI 027

±450 RPM



Description : RPM FWD

Propeller RPM ±450  
Actual RPM ±3276 digital

All with set point

Status :






VI Notes :

### VI-setup profiles (VS) for VI027

VS No.	Name	Description	Status	Notes
1	VS01 XDi-net	<b>Input XDi-net</b>  RPM: XDi-net RPM set: XDi-net		See similar VS profile for VI001
2	VS02 TPDO	<b>Input TPDO</b> or XDi-net  RPM: TPDO RPM set: TPDO		See similar VS profile for VI001

## VI-setup profiles (VS) for VI027

VS No.	Name	Description	Status	Notes
3	VS03 Analog	<b>Analogue</b>  Required: AX1 in Slot 1  RPM: AX1 S1i1: 4-20mA (+term9, -term8)  RPM set: AX1 S1i2: 4-20mA (+term5, -term4)  AX1 input lost below 3.5mA		See similar VS profile for VI001
4	VS04 RTC	<b>RTC Pickup</b>  Required: DX1 in Slot 1  RPM: DX1 S1i1: (+term11, -term10), S1i2: (+term8, -term7),  RPM set: TPDO/XDi		See similar VS profile for VI001
5	VS05 Analog Set	<b>Analogue Set</b>  Required: AX1 in Slot 1  RPM: TPDO/XDi  RPM set: AX1 S1i2: 4-20mA (+term5, -term4)  AX1 input lost below 3.5mA		See similar VS profile for VI001



VI 028

±450 RPM



Description : RPM AFT

Propeller RPM ±450  
Actual RPM ±3276 digital

All with set point

Status :






VI Notes :

### VI-setup profiles (VS) for VI028

VS No.	Name	Description	Status	Notes
1	VS01 XDi-net	<b>Input XDi-net</b>  RPM: XDi-net RPM set: XDi-net		See similar VS profile for VI001
2	VS02 TPDO	<b>Input TPDO</b> or XDi-net  RPM: TPDO RPM set: TPDO		See similar VS profile for VI001

## VI-setup profiles (VS) for VI028

VS No.	Name	Description	Status	Notes
3	VS03 Analog	<b>Analogue</b>  Required: AX1 in Slot 1  RPM: AX1 S1i1: 4-20mA (+term9, -term8)  RPM set: AX1 S1i2: 4-20mA (+term5, -term4)  AX1 input lost below 3.5mA		See similar VS profile for VI001
4	VS04 RTC	<b>RTC Pickup</b>  Required: DX1 in Slot 1  RPM: DX1 S1i1: (+term11, -term10), S1i2: (+term8, -term7),  RPM set: TPDO/XDi		See similar VS profile for VI001
5	VS05 Analog Set	<b>Analogue Set</b>  Required: AX1 in Slot 1  RPM: TPDO/XDi  RPM set: AX1 S1i2: 4-20mA (+term5, -term4)  AX1 input lost below 3.5mA		See similar VS profile for VI001