

IOM3.1

Input/output module

Data sheet



Improve
Tomorrow



1. Multi-line 300

1.1 About the hardware modules.....3

2. Technical specifications

2.1 Input/output module IOM3.1.....4

3. Legal information


3.1 Disclaimer and copyright.....6

1. Multi-line 300


1.1 About the hardware modules

The Multi-line 300 (ML 300) hardware modules are printed circuit boards that slot in to either a rack R7.1 or rack R4.1. Depending on the type of module, they can provide measurement connections, inputs, and outputs.

Example rack R7.1



Example rack R4.1



The hardware modules feature:

- Placement flexibility in the rack.
- Remove, replace, or add on-site.
- Automatically recognised.
- Configurable input and output functions (digital and analogue):
 - Digital input functions: Commands from operators or 3rd party equipment, changing configuration, operating information.
 - Digital output functions: Alarm status, commands to 3rd party equipment, operating information.
 - Analogue input functions: External set points, operating information, supervised binary inputs.
 - Analogue output functions: Regulation *, operating information.

NOTE * Only available on certain types of controller.

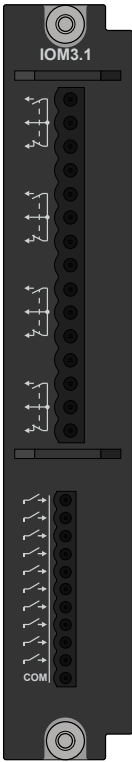


All slots must be covered during operation and blind modules can be used to cover unused slots.

2. Technical specifications



2.1 Input/output module IOM3.1

The input output module has 4 changeover relay outputs, and 10 digital inputs. These I/Os are all configurable.

IOM3.1 terminals

Module	Count	Symbol	Type	Name
	4		Relay output	Configurable
	10		Digital input	Configurable

IOM3.1 technical specifications

Category	Specification
Relay outputs 	Relay type: Electromechanical Electrical rating and UL/cUL Listed: 250 V AC or 30 V DC, and 6 A, resistive; B300, pilot duty (B300 is a power limit specification for inductive loads) Altitude derating from 3,000 to 4,000 m (9,842 to 13,123 ft): Maximum 150 V AC phase-to-phase Voltage withstand: 250 V AC
Digital inputs 	Bipolar inputs <ul style="list-style-type: none">ON: -36 to -8 V DC, and 8 to 36 V DCOFF: -2 to 2 V DC Minimum pulse length: 50 ms Impedance: 4.7 kΩ Voltage withstand: ±36 V DC
Terminal connections	Relay outputs: Terminals: Standard 45° plug, 2.5 mm ² Wiring: 0.5 to 2.5 mm ² (22 to 12 AWG), multi-stranded Digital inputs: Terminals: Standard 45° plug, 1.5 mm ² Wiring: 0.1 to 1.5 mm ² (28 to 16 AWG), multi-stranded
Torques and terminals	Module faceplate screws: 0.5 N·m (4.4 lb-in) Connection of wiring to relay output terminals: 0.5 N·m (4.4 lb-in) Connection of wiring to digital input terminals: 0.25 N·m (2.2 lb-in)

Category	Specification
	UL/cUL Listed: Wiring must be minimum 90 °C (194 °F) copper conductors only
Galvanic isolation	Between relay groups and other I/Os: 2210 V, 50 Hz for 60 s Between digital input groups and other I/Os: 600 V, 50 Hz for 60 s
Ingress protection	Unmounted: No protection rating Mounted in rack: IP20 according to IEC/EN 60529
Dimensions	L×H×D: 28 × 162 × 150 mm (1.1 × 6.4 × 5.9 in)
Weight	196 g (0.4 lb)

3. Legal information

3.1 Disclaimer and copyright

Open source software

This product contains open source software licensed under, for example, the GNU General Public License (GNU GPL) and GNU Lesser General Public License (GNU LGPL). The source code for this software can be obtained by contacting DEIF at support@deif.com. DEIF reserves the right to charge for the cost of the service.

Trademarks

DEIF, *power in control* and the DEIF logo are trademarks of DEIF A/S.

Adobe®, *Acrobat*®, and *Reader*® are either registered trademarks or trademarks of Adobe Systems Incorporated in the United States and/or other countries.

CANopen® is a registered community trademark of CAN in Automation e.V. (CiA).

SAE J1939® is a registered trademark of SAE International®.

EtherCAT®, *EtherCAT P*®, *Safety over EtherCAT*®, are trademarks or registered trademarks, licensed by Beckhoff Automation GmbH, Germany.

Modbus® is a registered trademark of Schneider Automation Inc.

Windows® is a registered trademark of Microsoft Corporation in the United States and other countries.

All trademarks are the properties of their respective owners.

Copyright

© Copyright DEIF A/S. All rights reserved.

Disclaimer

DEIF A/S reserves the right to change any of the contents of this document without prior notice.

The English version of this document always contains the most recent and up-to-date information about the product. DEIF does not take responsibility for the accuracy of translations, and translations might not be updated at the same time as the English document. If there is a discrepancy, the English version prevails.