

ACM3.2

Differential current module

Data sheet



Improve
Tomorrow



1. Multi-line 300
1.1 About the hardware modules.....3

2. Technical specifications
2.1 Differential current module ACM3.2.....4


3. Legal information
3.1 Disclaimer and copyright.....7

1. Multi-line 300


1.1 About the hardware modules

The Multi-line 300 (ML 300) hardware modules are printed circuit boards that slot in to either a rack R7.1 or rack R4.1. Depending on the type of module, they can provide measurement connections, inputs, and outputs.

Example rack R7.1



Example rack R4.1



The hardware modules feature:

- Placement flexibility in the rack.
- Remove, replace, or add on-site.
- Automatically recognised.
- Configurable input and output functions (digital and analogue):
 - Digital input functions: Commands from operators or 3rd party equipment, changing configuration, operating information.
 - Digital output functions: Alarm status, commands to 3rd party equipment, operating information.
 - Analogue input functions: External set points, operating information, supervised binary inputs.
 - Analogue output functions: Regulation *, operating information.

NOTE * Only available on certain types of controller.

All slots must be covered during operation and blind modules can be used to cover unused slots.

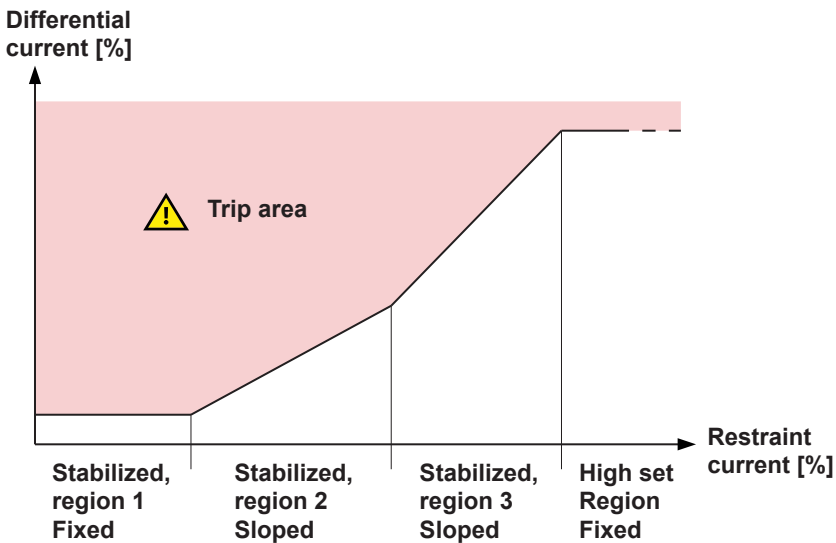
2. Technical specifications

2.1 Differential current module ACM3.2




The differential current module ACM3.2 measures the generator outgoing 3-phase currents (consumer side) and star point 3-phase currents. The ACM3.2 uses the measurements to detect phase-to-phase faults or phase-to-earth faults (star point earthed generator stator only) in the generator stator, and dependent on the mounting of the CT's on the outgoing side, possibly also the cable between the generator and the main switchboard.

The protection consists of:

- A stabilised stage that uses a fixed + 2 × sloped operating characteristic. This current restraint approach is also known as biased differential protection.
- A high set fixed differential stage (non-stabilised).



ACM3.2 terminals

Module	Count	Symbol	Type	Name
	1 × (L1, L2 and L3)		Current	3-phase current measurement - Consumer side
	1 × (L1, L2 and L3)		Current	3-phase current measurement - Neutral side

ACM3.2 technical specifications

Category	Specification
Nominal, reference and operating values	Current: Nominal value: 1 or 5 A AC from current transformer Frequency: <ul style="list-style-type: none">Nominal value: 50 or 60 HzReference range: 40 to 70 HzOperating range: 20 to 78 Hz Temperature: <ul style="list-style-type: none">Reference range: 15 to 30 °C (59 to 86 °F)Operating range: -40 to 70 °C (-40 to 158 °F)
Current measurements	Measurement range: 0.025 to 250 A AC. Truncation level: 20 mA Accuracy: <ul style="list-style-type: none">0.025 to 20 A: ±1 % or ±10 mA of measured current (whichever is greater)20 to 250 A: ±1.5 % of measured current UL/cUL Listed: From listed or R/C (XODW2.8) current transformers 1 or 5 A Load on external current transformer: < 4 mΩ, including the terminal block Current withstand: <ul style="list-style-type: none">20 A continuously100 A for 10 s400 A for 1 s1250 A for 10 ms (half wave)
Frequency measurement	Accuracy (within operating range): > 0.1 A: ±0.1 % of actual frequency
Temperature	Current measurement accuracy temperature coefficient: ±0.25 %, or ±2.5 mA per 10 °C (18 °F) outside reference range (whichever is greater)
Torques and terminals	Module faceplate screws: 0.5 N·m (4.4 lb-in) Secure the current measurement terminal block to the module faceplate: 0.25 N·m (2.2 lb-in) Connection of wiring to terminals:

Category	Specification
	<ul style="list-style-type: none"> • $\leq 4 \text{ mm}^2$: 0.5 N·m (4.4 lb-in) to 0.6 N·m (5.3 lb-in) • $> 4 \text{ mm}^2$: 0.7 N·m (6.2 lb-in) to 0.8 N·m (7.1 lb-in) UL/cUL Listed: Wiring must be minimum 90 °C (194 °F) copper conductors only
Terminal connections	AC current terminals: Standard 0° plugs, 6 mm ² with securing screws Wiring: 2.5 to 6 mm ² (13 to 10 AWG), multi-stranded
Galvanic isolation	Between AC current and other I/Os: 2210 V, 50 Hz for 60 s
Ingress protection	Unmounted: No protection rating Mounted in rack: IP20 according to IEC/EN 60529
Dimensions	L×H×D: 28 × 162 mm × 152 mm (1.1 × 6.4 × 5.9 in)
Weight	230 g (0.5 lb) (including terminal blocks)
Accessories (included)	One roundel with 6 encoding pins (for the hardware module and terminal block)

3. Legal information

3.1 Disclaimer and copyright

Open source software

This product contains open source software licensed under, for example, the GNU General Public License (GNU GPL) and GNU Lesser General Public License (GNU LGPL). The source code for this software can be obtained by contacting DEIF at support@deif.com. DEIF reserves the right to charge for the cost of the service.

Trademarks

DEIF, *power in control* and the DEIF logo are trademarks of DEIF A/S.

Adobe®, *Acrobat*®, and *Reader*® are either registered trademarks or trademarks of Adobe Systems Incorporated in the United States and/or other countries.

CANopen® is a registered community trademark of CAN in Automation e.V. (CiA).

SAE J1939® is a registered trademark of SAE International®.

EtherCAT®, *EtherCAT P*®, *Safety over EtherCAT*®, are trademarks or registered trademarks, licensed by Beckhoff Automation GmbH, Germany.

Modbus® is a registered trademark of Schneider Automation Inc.

Windows® is a registered trademark of Microsoft Corporation in the United States and other countries.

All trademarks are the properties of their respective owners.

Copyright

© Copyright DEIF A/S. All rights reserved.

Disclaimer

DEIF A/S reserves the right to change any of the contents of this document without prior notice.

The English version of this document always contains the most recent and up-to-date information about the product. DEIF does not take responsibility for the accuracy of translations, and translations might not be updated at the same time as the English document. If there is a discrepancy, the English version prevails.